

JORDAN
Price and Specification Guide
USA

vizient.[™]



Effective July 10, 2023

krug HEALTHCARE 

JORDAN | TABLE OF CONTENTS

JORDAN | GUEST BACK

- 2 Jordan LEED Credit Summary
- 3 Jordan Features
- 4 Jordan Options
- 5 Jordan Dimensions & COM Requirements
- 6 Jordan Guest Pricing
- 8 Jordan Replacement Components

JORDAN | PATIENT BACK

- 10 Jordan LEED Credit Summary
- 11 Jordan Dimensions, COM Requirements & Option Upcharges
- 12 Jordan Patient Pricing
- 14 Jordan Replacement Components

JORDAN | MULTIPLE GUEST & PATIENT SEATING

- 16 Jordan Multiple Seating Instructions
- 18 Jordan Dimensions & COM Requirements Pre-Configured Units
- 19 Jordan Multiple Seating Pre-Configured Units Pricing
- 21 Jordan Dimensions & COM Requirements Start, Center & End
- 22 Jordan Multiple Seating Start, Center & End Units Pricing
- 27 Jordan Freespan Dimensions & COM Requirements
- 28 Jordan Freespan Multiple Seating Pricing

JORDAN | EASY ACCESS SEATING

- 32 Jordan LEED Credit Summary
- 33 Jordan Dimensions, COM Requirements & Option Upcharges
- 34 Jordan Easy Access Chair Pricing

JORDAN | LOUNGE

- 35 Jordan LEED Credit Summary
- 36 Jordan Dimensions, COM Requirements & Option Upcharges
- 37 Jordan Lounge Features & Options
- 38 Jordan Lounge Pricing

JORDAN | BENCHES

- 40 Jordan LEED Credit Summary
- 41 Jordan Dimensions, COM Requirements & Option Upcharges
- 42 Jordan Benches Pricing

JORDAN | ACTIVE PATIENT RECLINER

- 43 Jordan Active Patient Recliner LEED Credit Summary
- 44 Jordan Active Patient Recliner Dimensions, COM Requirements & Option Upcharges
- 44 Jordan Active Patient Recliner Features
- 45 Jordan Active Patient Recliner Options
- 46 Jordan Active Patient Recliner Pricing

JORDAN | 3-POSITION RECLINER

- 49 Jordan 3-Position Recliner LEED Credit Summary
- 50 Jordan 3-Position Recliner Dimensions, COM Requirements
- 50 Jordan 3-Position Recliner Features & Options
- 52 Jordan 3-Position Recliner Pricing

JORDAN | RECLINER PLUS

- 57 Jordan Recliner Plus Dimensions, COM Requirements
- 57 Jordan Recliner Plus Features & Options
- 59 Jordan Recliner Plus Pricing

JORDAN | SLEEP RECLINER

- 62 Jordan Sleep Recliner Dimensions, COM Requirements
- 62 Jordan Sleep Recliner Features & Options
- 64 Jordan Sleep Recliner Pricing

JORDAN | GLIDER

- 68 Jordan Glider LEED Credit Summary
- 69 Jordan Glider Dimensions, COM Requirements & Option Upcharges
- 70 Jordan Glider Features & Options
- 71 Jordan Recliner Pricing

JORDAN | LOUNGE SLEEPERS

- 72 Jordan Lounge Sleeper LEED Credit Summary
- 73 Jordan Lounge Sleeper Dimensions, COM Requirements & Option Upcharges
- 74 Jordan Lounge Sleeper Features & Options
- 76 Jordan Lounge Sleeper Pricing

JORDAN | TABLES

- 82 Jordan LEED Credit Summary
- 83 Jordan Linking Tables
- 84 Jordan Free Standing Tables

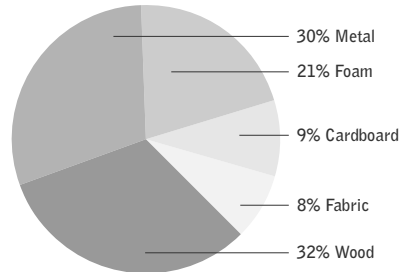
GENERAL INFORMATION

- 85 Terms & Conditions
- 85 Warranty
- 87 KRUG Textiles - Upholstery Fabrics
- 89 KRUG Textiles - Leather & Faux Leather
- 91 Customer's Own Material (COM/COL)
- 91 CAL 133 & Moisture Barrier
- 92 Graded-In Upholstery Programs
- 92 *KRUGEXPRESS* Program
- 93 Wood Finishes
- 93 Standard Laminates
- 94 Solid Surface Program
- 94 Urethane Color Options

LEED CI CREDITS



MATERIAL CONTENT:



PRE-CONSUMER
RECYCLED CONTENT = 6.0%

POST-CONSUMER
RECYCLED CONTENT = 14.9%

	CONTRIBUTES TO	
CREDIT 2.1 - 2.2	Construction Waste Management	1-2 point(s)
CREDIT 3.3	Resource Reuse	1 point
CREDIT 4.1	Recycled Content	1 point
CREDIT 4.5	Low Emitting Materials, Systems & Seating	1 point
CREDIT 5.1	Regional Materials*	1 point
CREDIT 7	Certified Wood (MUST BE REQUESTED)	1 point(s)

*This credit is only applicable if in total 20% of the combined value of the procurement of construction materials and in the furniture are manufactured within a radius of 500 miles. This credit will apply if the installation of the finished product occurs within 500 miles of Kitchener, Ontario.

level® CERTIFICATION, AIR EMISSIONS AND FSC® CERTIFICATION



level® CERTIFICATION

BIFMA's e3 Furniture Sustainability Standard is a voluntary, multi-attribute standard that measures the degree of sustainability of furniture. This standard evaluates product and company environmental attributes and compliance systems in a wide range of elements which include Materials, Energy & Atmosphere, Human & Ecosystem Health and Social Responsibility. Jordan products have earned level®, BIFMA's sustainability certification program for furniture, certification through third-party verification against the e3 standard.



FSC
www.fsc.org
FSC® C021899

The mark of responsible forestry

AIR-EMISSIONS

All Jordan products are supplied with air-emissions certified. Contact customer service for information.

FSC®

In 2005, Krug received Forest Stewardship Council® (FSC®) Chain-of-Custody certification for our manufacturing facilities. The FSC® Chain-of-Custody tracks certified wood from seedling to final sale. It signifies that the growth, harvesting and production of goods are entirely achieved through responsible forestry, which guarantees a healthy supply of forest resources for generations to come. Contact customer service for further information, pricing and leadtimes.



Architects, designers, and building professionals can specify FSC®-certified products in order to achieve a point from the U.S. Green Building Council's Leadership in Energy and Environmental Design (LEED) Rating System.

JORDAN | GUEST - PATIENT, MULTIPLE & EASY ACCESS FEATURES



CLEAN OUT

All Jordan seating models have a built-in clean out feature: a space at the back of the seat that allows dirt, debris and liquid to fall to the floor for easy clean up and maintenance - designed so that it does not detract from the comfort or appearance of the product.



STEEL SEAT FRAME

The structural seat frame is made from welded steel with a powder-coated finish that allows Jordan to well exceed ANSI/BIFMA standards.



FLEX BACK

The ergonomically designed back has been designed with a slight flexing action, to enhance the level of long-term sitting comfort, and provide greater ease of egress.



WALL SAVER

The angle of the back and the rear legs are designed to keep the back away from the wall, to prevent wear and damage to both the chairs and to the walls of the facility.



URETHANE ARM CAP

The optional arm cap provides enhanced durability and protection for the arms. This is field replaceable if this becomes damaged or degraded and is available in three colors; Black, Grey and Taupe.

METAL TO METAL CONNECTIONS

Steel seat frames are joined to other components, and to each other in the multiple seating products, with hardened steel bolts and inserts, ensuring exceptional durability and strength, and easy reconfigurability, as well as on-site replacement of damaged or degraded components.

WEIGHT CAPACITIES

Jordan weight capacities are as follows:
Guest & Patient Chairs (21" & 24") - 500 lbs
Plus Chairs (30" & 44") - 750 lbs
Easy Access Chairs - 350 lbs
Multiple Seating & Pre-configured - 500 lbs per seat
2-Seat Freespan - 525 lbs per unit
3-Seat Freespan = 750 lbs per unit
21" & 24" Bench - 350 lbs
30" Bench - 750 lbs
48" Bench - 525 lbs per unit
72" Bench - 750 lbs per unit

FINISH DURABILITY

The Krug Enduraguard finish, a proprietary catalyzed varnish formulation, has been repeatedly shown, through independent laboratory testing, to be the industry leader in durability and abrasion resistance. The Krug finish looks better longer than competitors, and is uniquely suited to the demands of healthcare environments.

LATEX FREE

Krug products are made with latex-free materials to prevent the allergic reaction that latex causes in some people.

REPLACEABLE COMPONENTS

Jordan chairs are uniquely designed to allow virtually all major components to be field replaced, providing a very cost effective means to significantly extend the life of the product. Seats, backs, frames are field replaceable. Pricing and model numbers can be viewed online at www.krug.ca.

EASY ACCESS ADJUSTABLE GLIDES

With the larger footprint of this chair and critical importance of stability of the user, we have included adjustable glides on the front legs - this allows the Easy Access chair to be perfectly leveled to any floor for maximum safety and stability.

CUSTOM CAPABILITIES

Modifications in dimension, seat and back shape or thickness, and other modifications are possible with Krug's capability to customize for specific requirements and needs. We can also provide custom finishes.

ADDITIONAL FEATURES

- Lifetime warranty
- air-emissions Certified
- Spring seat construction, providing exceptional comfort and longer life for seat foam.
- Mortise and tenon frame construction, for optimal strength in wood joinery.
- Jordan sets a new standard for comfort and ergonomics in healthcare seating. Designed for ergonomically- correct posture and long-term sitting comfort, with contoured back and seat molds. Multi-density foam, provides lumbar, thoracic and pelvic support, while encouraging a healthy sitting posture.
- Large, rounded arms provide support for safe and easy ingress and egress.
- Certified to meet CTB 133/ ASTM E 1537 with appropriate fabrics

PLUS UPGRADE

Jordan 30" and 44" models feature Plus Upgrade. Plus Upgraded seating has been engineered to support higher weight capacities, accommodating a wider variety of users.

JORDAN | GUEST - PATIENT, MULTIPLE & EASY ACCESS OPTIONS



KINETIC BACK OPTION

This optional feature provides the chair back with a very pleasant and comfortable rocking motion, which can significantly enhance long-term sitting for patients and guests alike. The durable spring-loaded mechanism provides a range of motion of 20 degrees, and can be field-installed or replaced. It's available on any Jordan/Solis chair back - Guest, Patient and Multiple Seating - with the exception of the 30" and 44" sizes.



SOLID SURFACE ARM CAP

The optional Solid Surface Arm Cap provides enhanced durability, protection and cleanability for the arms.

This is field replaceable if this becomes damaged or degraded and is available in 8 standard colors. See [Page 94](#) for color selection.

CLEANABLE UNDER-SEAT SPLASHGUARD

All Jordan seating models are available with a plastic moisture barrier that covers and encloses the underside of the seat (while still allowing air transfer and ventilation in and out of the seat cushion). The Splashguard significantly enhances the germ resistance properties of the product, by enclosing the part of the chair that can be most susceptible to infection-causing pathogens. The Splashguard is a smooth, easy to clean surface, either while on the chair or when removed, and is also field replaceable.

GANGING

All Jordan freestanding chairs can be ganged using a ganging bracket. The powder coated metal bracket is fastened to the inside face of each side frame. Ganging Brackets are available for an upcharge of **\$55 list** per chair.

MOISTURE BARRIER & CAL 133

California Technical Bulletin 133 is a flammability test for seating. Krug offers a compliance method, in combination with non-flammable upholstery covers, may enable products to meet certification requirements for this test. This process at the same time also provides the products with a Moisture Barrier - a treatment that helps to prevent the passage of liquids and moisture to inside of the upholstered components - thereby conferring sanitary and anti-infection benefits. So when CAL 133 is specified, the product also automatically has a Moisture Barrier, and when a Moisture Barrier is specified, the product also features the compliance method and low flammability features of CAL 133.

The application of this up-charge and the compliance method does not mean that the specific configuration of product and upholstery cover are tested and officially certified as being CAL133 compliant. If the official certification is required, Krug will provide this (through an independent certified testing laboratory) at a charge of \$852 per item, plus the cost of the product to be tested. Lead time for certification testing is typically 4-8 weeks. Krug assumes no responsibility for the testing of our products in combination with upholstery covers, or for the results of any testing conducted. Some specific configurations of products and upholstery have already been tested. Please contact Customer Service for additional information.

REMOVABLE COVERS & REPLACEMENT COMPONENTS

Jordan chair (all sizes) are available with Removeable Seat Covers for an upcharge of \$61 list per chair. Jordan chairs with Guest Backs (21", 24") are available with Removeable Back Covers for an upcharge of **\$53 list** per chair. Jordan 30" and 44" chairs with Guest Backs are also available with Removeable back option for an upcharge of **\$83 list** per chair.

Jordan Patient Chairs (all sizes) are available with Removeable Seat Covers for an upcharge of **\$83 list** per chair. Jordan chairs with Patient Backs (21", 24") are available with Removeable Back Covers for an upcharge of **\$75 list** per chair. Jordan 30" Patient Back models are also available with Removeable back option for an upcharge of **\$132 list** per chair.

Replacement seat and back covers can be quickly installed on Jordan products that were originally ordered with the Removeable cover option. Replacement seat and back covers can also be installed on Jordan products that were not originally ordered with the Removeable cover option, with some simple staple removal on the original seats and backs

COMBINATION UPHOLSTERY OPTIONS

When combination upholstery is with upholstery of the same grade or COM, an upcharge for dual fabrics is **\$31 list** per unit and **\$60 list** per unit for three fabrics will be applied. When graded in combination upholstery is selected, use the highest upholstery selected or contact Customer Service for a quote (please provide the fabrics specified and a description of where each fabric is to be applied on the product in order to obtain a quote)

JORDAN | GUEST - DIMENSIONS & COM REQUIREMENTS

DIMENSIONS & COM REQUIREMENTS

	Overall Width	Overall Depth	Overall Height	Seat Height	Height of Arms from Floor	Width Between Arms	Seat Depth	Shipping Weight	Cube
21" Seat	25	27	34.25	18.5	26	20.5	19	42	14
24" Seat	28	27	34.25	18.5	26	23.5	19	46	19
30" Seat	34	27	34.25	18.5	26	29.5	19	52	20
44" Seat	48	27	34.25	18.5	26	43.5	19	69	28

COM- YARDAGE REQUIREMENTS

	COM Yardage Seat & Back	COM Yardage Seats Only	COM Yardage Back Only	COM Yardage Closed Arm Panel
21" & 24" - One Chair	1.6	0.9	1.4	0.9
21" & 24" - Two Chairs	3.2	1.3	2.8	1.35
21" & 24" - Three Chairs	4.8	2.2	4.2	1.8
21" & 24" - Four Chairs	6.4	2.6	5.6	2.7
30" & 44" - One Chair	2.7	0.9	1.6	0.9
30" & 44" - Two Chairs	5.4	1.8	3.2	1.35
30" & 44" - Three Chairs	8.1	2.7	4.8	1.8
30" & 44" - Four Chairs	10.8	3.6	6.4	2.7

Note: Some vinyls, leathers & upholsteries are not suitable for application on Jordan seating.

The approval process is as follows:

1. A sample of the COM must be provided to Krug Customer Service prior to or at the time of order. For Maharam or Momentum, Krug will obtain the fabric sample.
2. The sample will be reviewed and the customer advised if the fabric is unsuitable.
3. The COM fabric or leather will be inspected when received at the factory, to identify any further concerns with its suitability.

JORDAN | GUEST & GUEST PLUS



ORDERING NOTES:

Combination upholstery (more than one upholstery cover within the same unit) is an option on all Jordan upholstered products. When combination upholstery is with upholstery of the same grade or COM, an upcharge for dual fabrics is **\$31 list** per unit and **\$60 list** per unit for three fabrics. When graded in combination upholstery is selected, use the highest grade upholstery selected or contact Customer Service for a quote -please provide the fabrics specified and a description of where each fabric is to be applied on the product in order to obtain a quote.

Jordan Guest Option Upcharges	\$ List	\$ List	
CAL 133 & Moisture Barrier (per yard)	60	Solid Surface Arm Cap (per pair) - Gr A White	420
Guest chair - Removable Seat Covers	83	Solid Surface Arm Cap (per pair) - Gr A Color	426
21" & 24" - Removeable Back Covers	55	Solid Surface Arm Cap (per pair) - Gr B	448
30" & 44" - Removable Back Covers	83	Solid Surface Arm Cap (per pair) - Gr C	470
21" & 24" Cleanable Under-seat Splashguard	38	Kinetic Back option (not available for 30" & 44")	112
30" Cleanable Under-seat Splashguard	45	Ganging Bracket	55
44" Cleanable Under-seat Splashguard	60		
Non-Marring Glide	35		

WEIGHT CAPACITIES






Jordan weight capacities are as follows:

Guest Chairs (21" & 24") - 500 lbs

Guest Plus Chairs (30" & 44") - 750 lbs

FEATURES:

For a complete list of features see [Page 3](#).

DESCRIPTION/MODEL	Species	COM		COL		FABRIC GRADES			LEATHER		
		1	2	3	4	5	6	7	8	9	
	21" Open Arm										
	JOR2-G21OPS	Beech	1086	1167	1247	1361	1488	1612	1745	1895	2162
	JOR2-G21OPS	Maple	1167	1247	1327	1443	1576	1719	1860	1991	2259
	21" Open Arm Urethane Cap										
JOR2-G21OPU	Beech	1216	1296	1375	1493	1617	1743	1874	2025	2292	
JOR2-G21OPU	Maple	1296	1375	1455	1572	1705	1847	1989	2121	2389	
	21" Closed Arm										
	JOR2-G21CLS	Beech	1199	1279	1359	1475	1599	1723	1858	2009	2276
	JOR2-G21CLS	Maple	1279	1359	1442	1555	1688	1832	1976	2106	2373
	21" Closed Arm Urethane Cap										
JOR2-G21CLU	Beech	1328	1409	1489	1606	1729	1853	1986	2139	2405	
JOR2-G21CLU	Maple	1409	1489	1570	1685	1818	1961	2104	2237	2503	
	24" Open Arm										
	JOR2-G24OPS	Beech	1115	1192	1274	1388	1515	1637	1772	1922	2189
	JOR2-G24OPS	Maple	1203	1281	1361	1478	1612	1752	1895	2030	2294
	24" Open Arm Urethane Cap										
JOR2-G24OPU	Beech	1244	1321	1403	1519	1643	1768	1901	2052	2318	
JOR2-G24OPU	Maple	1330	1411	1493	1607	1743	1884	2025	2159	2424	
	24" Closed Arm										
	JOR2-G24CLS	Beech	1226	1307	1387	1501	1626	1750	1885	2035	2302
	JOR2-G24CLS	Maple	1315	1395	1475	1591	1723	1866	2009	2143	2409
	24" Closed Arm Urethane Cap										
JOR2-G24CLU	Beech	1356	1436	1517	1630	1756	1881	2014	2164	2432	
JOR2-G24CLU	Maple	1446	1524	1606	1720	1853	1993	2139	2272	2539	
	30" Open Arm										
	JOR2-G30OPS	Beech	1451	1593	1719	1933	2146	2358	2572	2786	3124
	JOR2-G30OPS	Maple	1558	1702	1844	2056	2271	2480	2697	2909	3248
	30" Open Arm Urethane Cap										
JOR2-G30OPU	Beech	1580	1722	1847	2061	2275	2489	2701	2915	3253	
JOR2-G30OPU	Maple	1687	1830	1973	2186	2399	2614	2824	3039	3376	

ORDERING NOTES:




Combination upholstery (more than one upholstery cover within the same unit) is an option on all Jordan upholstered products. When combination upholstery is with upholstery of the same grade or COM, an upcharge for dual fabrics is **\$31 list** per unit and **\$60 list** per unit for three fabrics. When graded in combination upholstery is selected, use the highest grade upholstery selected or contact Customer Service for a quote -please provide the fabrics specified and a description of where each fabric is to be applied on the product in order to obtain a quote.

Jordan Guest Option Upcharges	\$ List	\$ List
CAL 133 & Moisture Barrier (per yard)	60	Solid Surface Arm Cap (per pair) - Gr A White
Guest chair - Removable Seat Covers	83	Solid Surface Arm Cap (per pair) - Gr A Color
21" & 24" - Removeable Back Covers	55	Solid Surface Arm Cap (per pair) - Gr B
30" & 44" - Removable Back Covers	83	Solid Surface Arm Cap (per pair) - Gr C
21" & 24" Cleanable Under-seat Splashguard	38	Kinetic Back option (not available for 30" & 44")
30" Cleanable Under-seat Splashguard	45	Ganging Bracket
Non-Marring Glide	35	

PRODUCT CODE KEY

Line	Series	Chair Type	Size	Arm Type
JOR	2	G	21	OPS CLS
Jordan	Chair	Guest Seating		Open Arm Closed Arm
			24	OPU CLU
				Open Arm Closed Arm
				Urethane Arm Cap Urethane Arm Cap
			30	OSC CSC
				Open Arm Closed Arm
				Solid Surface Solid Surface
			44	Arm Cap Arm Cap

JORDAN | GUEST

DESCRIPTION/MODEL	Species	COM		COL		FABRIC GRADES				LEATHER	
		1	2	3	4	5	6	7	8	9	
	30" Closed Arm										
	JOR2-G30CLS	Beech	1565	1707	1832	2046	2258	2473	2685	2902	3236
	JOR2-G30CLS	Maple	1673	1814	1956	2168	2382	2597	2810	3025	3361
	30" Closed Arm Urethane Cap										
	JOR2-G30CLU	Beech	1693	1837	1961	2174	2386	2602	2814	3030	3366
	JOR2-G30CLU	Maple	1801	1942	2085	2300	2513	2725	2938	3152	3490
	44" Open Arm										
	JOR2-G44OPS	Beech	1736	1914	2064	2314	2572	2829	3088	3346	3746
	JOR2-G44OPS	Maple	1867	2047	2207	2466	2723	2981	3237	3488	3896
	44" Open Arm Urethane Cap										
	JOR2-G44OPU	Beech	1865	2043	2192	2444	2701	2958	3218	3474	3877
	JOR2-G44OPU	Maple	2000	2176	2336	2593	2852	3110	3367	3616	4025
	44" Closed Arm										
	JOR2-G44CLS	Beech	1848	2027	2177	2426	2685	2942	3200	3458	3858
	JOR2-G44CLS	Maple	1982	2160	2320	2577	2836	3093	3350	3600	4009
	44" Closed Arm Urethane Cap										
	JOR2-G44CLU	Beech	1979	2157	2307	2556	2814	3074	3331	3587	3987
	JOR2-G44CLU	Maple	2110	2288	2449	2708	2964	3222	3482	3730	4138

ORDERING NOTES:




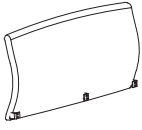








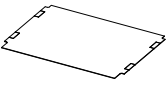
Combination upholstery (more than one upholstery cover within the same unit) is an option on all Jordan upholstered products. When combination upholstery is with upholstery of the same grade or COM, an upcharge for dual fabrics is **\$31 list** per unit and **\$60 list** per unit for three fabrics. When graded in combination upholstery is selected, use the highest grade upholstery selected or contact Customer Service for a quote -please provide the fabrics specified and a description of where each fabric is to be applied on the product in order to obtain a quote.

Jordan Guest Option Upcharges	\$ List	\$ List
CAL 133 & Moisture Barrier (per yard)	60	Solid Surface Arm Cap (per pair) - Gr A White
Guest chair - Removable Seat Covers	83	Solid Surface Arm Cap (per pair) - Gr A Color
21" & 24" - Removeable Back Covers	55	Solid Surface Arm Cap (per pair) - Gr B
30" & 44" - Removable Back Covers	83	Solid Surface Arm Cap (per pair) - Gr C
21" & 24" Cleanable Under-seat Splashguard	38	Kinetic Back option (not available for 30" & 44")
30" Cleanable Under-seat Splashguard	45	Ganging Bracket
44" Cleanable Under-seat Splashguard	60	
Non-Marring Glide	35	




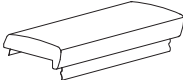




PRODUCT CODE KEY

Line	Series	Chair Type	Size	Arm Type
JOR	2	G	21	OPS CLS
Jordan	Chair	Guest Seating		Open Arm Closed Arm
			24	OPU CLU
				Open Arm Closed Arm
				Urethane Arm Cap Urethane Arm Cap
			30	OSC CSC
				Open Arm Closed Arm
				Solid Surface Solid Surface
			44	Arm Cap Arm Cap

JORDAN | REPLACEMENT COMPONENTS

DESCRIPTION/MODEL	COM			COL			FABRIC GRADES			LEATHER			Yds	Weight	Cube
	1	2	3	4	5	6	7	8	9						
 21" Replacement Guest Upholstered Backs JOR2-RBG21	393	432	472	526	589	643	705	783	862	1.4	14	2.7			
 24" Replacement Guest Upholstered Backs JOR2-RBG24	407	447	484	541	601	656	719	796	874	1.4	15	2.7			
 30" Replacement Guest Upholstered Backs JOR2-RBG30	480	526	570	632	715	767	838	927	1015	1.6	19	3.4			
 44" Replacement Guest Upholstered Backs JOR2-RBG44	605	651	695	758	828	892	962	1052	1140	2.25	28	4.8			
 21" Replacement Guest Upholstered Back Covers JOR2-RBCG21	169	208	248	303	364	420	480	559	638	1.5	2	.8			
 24" Replacement Guest Upholstered Back Covers JOR2-RBCG24	172	211	250	305	367	422	483	562	640	1.5	2.3	.8			
 30" Replacement Guest Upholstered Back Covers JOR2-RBCG30	181	226	270	333	404	466	539	626	715	1.6	2.6	.8			
 44" Replacement Guest Upholstered Back Covers JOR2-RBCG44	189	235	278	339	411	474	595	636	724	2.25	3.5	.8			
 21" Replacement Guest Seat JOR2-RS21	367	387	412	448	486	522	563	613	663	.9	9	2.7			
 24" Replacement Guest Seat JOR2-RS24	381	407	431	467	506	543	583	632	682	.9	10	2.7			
 30" Replacement Guest Seat JOR2-RS30	467	499	528	571	619	663	713	774	834	.9	12	3.4			
 44" Replacement Guest Seat JOR2-RS44	615	645	677	719	768	811	861	920	983	.9	14	4.8			
 Replacement Splash Guard															
JOR2-RSG21	83										1	.3			
JOR2-RSG24	102										2	.4			
JOR2-RSG30	143										3	.5			
JOR2-RSG44	155										4	.6			

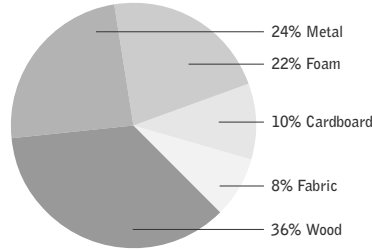
JORDAN | REPLACEMENT COMPONENTS

DESCRIPTION/MODEL	COM	COL	FABRIC GRADES				LEATHER			Yds	Weight	Cube				
	1	2	3	4	5	6	7	8	9							
 21" Replacement Seat Cover JOR2-RSC21	73		144169	203	243	280	320	369	420	1.0	1.6	.8				
 24" Replacement Guest Seat Cover JOR2-RSC24	77		148173	207	248	283	323	374	423	1.0	1.7	.8				
 30" Replacement Seat Cover JOR2-RSC30	135		166197	240	288	332	380	443	503	1.0	2	.8				
 44" Replacement Seat Cover SOL2-RSC44	139		170201	243	292	335	384	447	506	1.0	2.5	.8				
 Replacement Closed Arm Panel JOR2-RCA	203		215228	246	265	284	304	329	378	0.9	6.0	.8				
	Replacement Side Frame - Start - Beech JOR2-RSFS 245											7.5	1.4			
	Replacement Side Frame - Start - Maple JOR2-RSFS 305											7.5	1.4			
	Replacement Side Frame - End - Beech JOR2-RSFE 245											7.5	1.4			
	Replacement Side Frame - End - Maple JOR2-RSFE 305											7.5	1.4			
	Replacement Center Frame - Start - Beech JOR2-RSFC 245											7.5	1.4			
	Replacement Center Frame - Start - Maple JOR2-RSFC 305											7.5	1.4			
	Replacement Side Frame with Urethane Cap - Start - Beech JOR2-RSFSAC 286											7.5	1.4			
	Replacement Side Frame with Urethane Cap - Start - Maple JOR2-RSFSAC 346											7.5	1.4			
	Replacement Side Frame with Urethane Cap - End - Beech JOR2-RSFEAC 286											7.5	1.4			
	Replacement Side Frame with Urethane Cap - End - Maple JOR2-RSFEAC 346											7.5	1.4			
	Replacement Center Frame with Urethane Cap - Start - Beech JOR2-RSFCAC 286											7.5	1.4			
	Replacement Center Frame with Urethane Cap - Start - Maple JOR2-RSFCAC 346											7.5	1.4			
	Replacement Arm Cap - Urethane JOR2-RUA 66											1.5	.2			
	Replacement Arm Cap-Solid Surface JOR2-RACSS											Grade A- White	Grade A- Color	Grade- B	Grade- C	2
			221		224		233		245							

LEED CI CREDITS



MATERIAL CONTENT:



PRE-CONSUMER

RECYCLED CONTENT = 5.9%

POST-CONSUMER

RECYCLED CONTENT = 14.8%

	CONTRIBUTES TO	
CREDIT 2.1 - 2.2	Construction Waste Management	1-2 point(s)
CREDIT 3.3	Resource Reuse	1 point
CREDIT 4.1	Recycled Content	1 point
CREDIT 4.5	Low Emitting Materials, Systems & Seating	1 point
CREDIT 5.1	Regional Materials*	1 point
CREDIT 7	Certified Wood (MUST BE REQUESTED)	1 point(s)

*This credit is only applicable if in total 20% of the combined value of the procurement of construction materials and in the furniture are manufactured within a radius of 500 miles. This credit will apply if the installation of the finished product occurs within 500 miles of Kitchener, Ontario.

level® CERTIFICATION, AIR-EMISSIONS AND FSC® CERTIFICATION



level® CERTIFICATION

BIFMA's e3 Furniture Sustainability Standard is a voluntary, multi-attribute standard that measures the degree of sustainability of furniture. This standard evaluates product and company environmental attributes and compliance systems in a wide range of elements which include Materials, Energy & Atmosphere, Human & Ecosystem Health and Social Responsibility. Jordan products have earned level®, BIFMA's sustainability certification program for furniture, certification through third-party verification against the e3 standard.



FSC
www.fsc.org
FSC® C021699

The mark of responsible forestry

AIR-EMISSIONS

All Jordan products are supplied air-emissions certified. Contact customer service for information.

FSC®

In 2005, Krug received Forest Stewardship Council® (FSC®) Chain-of-Custody certification for our manufacturing facilities. The FSC® Chain-of-Custody tracks certified wood from seedling to final sale. It signifies that the growth, harvesting and production of goods are entirely achieved through responsible forestry, which guarantees a healthy supply of forest resources for generations to come. Contact customer service for further information, pricing and leadtimes.



Architects, designers, and building professionals can specify FSC®-certified products in order to achieve a point from the U.S. Green Building Council's Leadership in Energy and Environmental Design (LEED) Rating System.

JORDAN | PATIENT - DIMENSIONS & COM REQUIREMENTS

DIMENSIONS & COM REQUIREMENTS

	Overall Width	Overall Depth	Overall Height	Seat Height	Height of Arms from Floor	Width Between Arms	Seat Depth	Shipping Weight	Cubes
21" Seat	25	27	43.5	18.5	26	20.5	19	47	17
24" Seat	28	27	43.5	18.5	26	23.5	19	51	22
30" Seat	34	27	43.5	18.5	26	29.5	19	62	28
Ottoman	20	18	11.5					14	5

COM - YARDAGE REQUIREMENTS

	COM Yardage Seats & Backs Only	COM Yardage Seat Only	COM Yardage Back Only	COM Yardage Closed Arm Panel
21" & 24" - One Chair	2.2	0.9	1.9	0.9
21" & 24" - Two Chairs	4.2	1.3	3.8	1.35
21" & 24" - Three Chairs	6.3	2.2	5.7	1.8
21" & 24" - Four Chairs	8.4	2.6	7.6	2.7
30" - One Chair	3.1	0.9	2.21	0.9
30" - Two Chairs	6.2	1.8	4.5	1.35
30" - Three Chairs	9.3	2.7	6.7	1.8
30" - Four Chairs	12.4	3.6	9	2.7
Ottoman	0.66			

Note: Some vinyls, leathers & upholsteries are not suitable for application on Jordan seating.

The approval process is as follows:

1. A sample of the COM must be provided to Krug Customer Service prior to or at the time of order.
For Maharam or Momentum, Krug will obtain the fabric sample.
2. The sample will be reviewed and the customer advised if the fabric is unsuitable.
3. The COM fabric or leather will be inspected when received at the factory, to identify any further concerns with its suitability.

JORDAN | PATIENT



ORDERING NOTES:

Combination upholstery (more than one upholstery cover within the same unit) is an option on all Jordan upholstered products. When combination upholstery is with upholstery of the same grade or COM, an upcharge for dual fabrics is **\$31 list** per unit and **\$60 list** per unit for three fabrics. When graded in combination upholstery is selected, use the highest grade upholstery selected or contact Customer Service for a quote -please provide the fabrics specified and a description of where each fabric is to be applied on the product in order to obtain a quote.

Jordan Option Upcharges	\$ List	\$ List
CAL 133 & Moisture Barrier (per yard)	60	Solid Surface Arm Cap (per pair) - Gr A White 420
Removable Seat Covers	83	Solid Surface Arm Cap (per pair) - Gr A Color 426
21" & 24" - Removeable Back Covers	55	Solid Surface Arm Cap (per pair) - Gr B 448
30" & 44" - Removeable Back Covers	83	Solid Surface Arm Cap (per pair) - Gr C 470
21" & 24" Cleanable Under-seat Splashguard	38	Kinetic Back option (not available for 30" & 44") 112
30" Cleanable Under-seat Splashguard	45	Ganging Bracket 55
Non-Marring Glide	35	

WEIGHT CAPACITIES





Jordan weight capacities are as follows:

- Patient Chairs (21" & 24") - 500 lbs
- Plus Chair (30") - 750 lbs

FEATURES & OPTIONS:

For more information on features & options see [Page 3](#).

JORDAN | PATIENT

DESCRIPTION/MODEL	Species	COM		COL		FABRIC GRADES			LEATHER		
		1	2	3	4	5	6	7	8	9	
	21" Open Arm										
	JOR2-P21OPS	Beech	1336	1457	1583	1799	2010	2224	2438	2651	2972
	JOR2-P21OPS	Maple	1424	1548	1674	1887	2102	2314	2525	2741	3059
	21" Open Arm Urethane Cap										
JOR2-P21OPU	Beech	1465	1590	1714	1928	2142	2352	2568	2780	3101	
JOR2-P21OPU	Maple	1551	1677	1802	2016	2230	2444	2655	2869	3188	
	21" Closed Arm										
	JOR2-P21CLS	Beech	1448	1574	1700	1910	2123	2337	2550	2766	3083
	JOR2-P21CLS	Maple	1538	1661	1786	2003	2213	2424	2640	2853	3174
	21" Closed Arm Urethane Cap										
JOR2-P21CLU	Beech	1577	1703	1827	2038	2254	2467	2680	2893	3214	
JOR2-P21CLU	Maple	1667	1790	1915	2128	2342	2556	2769	2983	3304	
	24" Open Arm										
	JOR2-P24OPS	Beech	1375	1502	1630	1851	2071	2289	2511	2731	3058
	JOR2-P24OPS	Maple	1468	1594	1722	1943	2162	2382	2603	2822	3152
	24" Open Arm Urethane Cap										
JOR2-P24OPU	Beech	1507	1636	1765	1984	2206	2423	2646	2864	3191	
JOR2-P24OPU	Maple	1599	1727	1857	2077	2295	2517	2735	2957	3284	
	24" Closed Arm										
	JOR2-P24CLS	Beech	1493	1620	1749	1967	2188	2408	2628	2847	3177
	JOR2-P24CLS	Maple	1582	1712	1839	2059	2280	2500	2719	2938	3268
	24" Closed Arm Urethane Cap										
JOR2-P24CLU	Beech	1623	1752	1882	2103	2322	2541	2760	2979	3310	
JOR2-P24CLU	Maple	1718	1845	1973	2190	2414	2633	2849	3074	3402	

ORDERING NOTES:



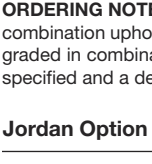
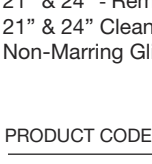
Combination upholstery (more than one upholstery cover within the same unit) is an option on all Jordan upholstered products. When combination upholstery is with upholstery of the same grade or COM, an upcharge for dual fabrics is **\$31 list** per unit and **\$60 list** per unit for three fabrics. When graded in combination upholstery is selected, use the highest grade upholstery selected or contact Customer Service for a quote -please provide the fabrics specified and a description of where each fabric is to be applied on the product in order to obtain a quote.

Jordan Option Upcharges	\$ List	\$ List
CAL 133 & Moisture Barrier (per yard)	60	Solid Surface Arm Cap (per pair) - Gr A White 420
Removable Seat Covers	83	Solid Surface Arm Cap (per pair) - Gr A Color 426
21" & 24" - Removeable Back Covers	55	Solid Surface Arm Cap (per pair) - Gr B 448
21" & 24" Cleanable Under-seat Splashguard	38	Solid Surface Arm Cap (per pair) - Gr C 470
Non-Marring Glide	35	Kinetic Back option (not available for 30" & 44") 112
		Ganging Bracket 55

PRODUCT CODE KEY

Line	Series	Chair Type	Size	Arm Type
JOR Jordan	2 Chair	P Patient Seating	21	OPS Open Arm CLS Closed Arm Solid Surface Arm Cap
			24	OPU Open Arm Urethane Arm Cap CLU Closed Arm Urethane Arm Cap
			30	OSC Open Arm Solid Surface Arm Cap CSC Closed Arm Solid Surface Arm Cap

JORDAN | PATIENT

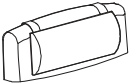

DESCRIPTION/MODEL	Species	COM		COL	FABRIC GRADES				LEATHER		
		1	2	3	4	5	6	7	8	9	
	30" Open Arm										
	JOR2-P30OPS	Beech	1629	1751	1878	2091	2304	2518	2731	2945	3264
	JOR2-P30OPS	Maple	1718	1842	1966	2180	2393	2606	2820	3034	3353
	30" Open Arm Urethane Cap										
	JOR2-P30OPU	Beech	1758	1884	2008	2219	2434	2647	2861	3075	3393
	JOR2-P30OPU	Maple	1846	1971	2094	2309	2521	2736	2950	3164	3483
	30" Closed Arm										
	JOR2-P30CLS	Beech	1744	1866	1990	2205	2419	2631	2845	3057	3376
	JOR2-P30CLS	Maple	1830	1955	2079	2293	2505	2719	2933	3146	3467
	30" Closed Arm Urethane Cap										
	JOR2-P30CLU	Beech	1872	1993	2119	2334	2547	2759	2975	3186	3508
	JOR2-P30CLU	Maple	1965	2083	2209	2421	2635	2849	3061	3277	3595

ORDERING NOTES: Combination upholstery (more than one upholstery cover within the same unit) is an option on all Jordan upholstered products. When combination upholstery is with upholstery of the same grade or COM, an upcharge for dual fabrics is **\$25 list** per unit and **\$50 list** per unit for three fabrics. When graded in combination upholstery is selected, use the highest grade upholstery selected or contact Customer Service for a quote - please provide the fabrics specified and a description of where each fabric is to be applied on the product in order to obtain a quote.

Jordan Option Upcharges	\$ List	\$ List	
CAL 133 & Moisture Barrier (per yard)	60	Solid Surface Arm Cap (per pair) - Gr A White	420
Removable Seat Covers	83	Solid Surface Arm Cap (per pair) - Gr A Color	426
21" & 24" - Removeable Back Covers	55	Solid Surface Arm Cap (per pair) - Gr B	448
21" & 24" Cleanable Under-seat Splashguard	38	Solid Surface Arm Cap (per pair) - Gr C	470
Non-Marring Glide	35	Kinetic Back option (not available for 30" & 44")	112
		Ganging Bracket	55












PRODUCT CODE KEY

Line	Series	Chair Type	Size	Arm Type
JOR	2	P	21	OPS
Jordan	Chair	Patient Seating		Open Arm
			24	OPU
				Open Arm Urethane Arm Cap
			30	OSC
				Open Arm Solid Surface Arm Cap
				CLS
				Closed Arm Solid Surface Arm Cap
				CLU
				Closed Arm Urethane Arm Cap
				CSC
				Closed Arm Solid Surface Arm Cap




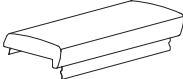



DESCRIPTION/MODEL		COM		COL	FABRIC GRADES			LEATHER		Fabric Yardage	Shipping Weight	Cubes		
		1	2	3	4	5	6	7	8				9	
	21" Adjustable Headrest													
	JOR2-RHR21	302	349	376	403	428	456	480	507	545	0.9	2.3	0.9	
	JOR2-RHR24	333	382	412	443	472	502	529	558	598	0.9	2.3	0.9	
	30" Plus Patient Headrest													
	JOR2-RHR30	398	456	492	525	559	596	630	664	712	0.9	2.3	0.9	
	JOR-5	Beech	623	651	678	705	729	758	792	811	856	0.66	14	5
		Maple	677	694	723	748	776	803	828	856	901	0.66	14	5

ORDERING NOTE: Ottoman is not available on *KrugExpress*.

JORDAN | REPLACEMENT COMPONENTS

DESCRIPTION/MODEL	COM	COL	3	FABRIC GRADES			LEATHER			Yds	Weight	Cube	
	1	2		4	5	6	7	8	9				
 21" Replaceable Patient Backs JOR2-RBP21	520	572	626	700	784	860	943	1050	1154	1.9	19	3.8	
 24" Replaceable Patient Backs JOR2-RBP24	544	596	649	723	808	883	966	1072	1178	1.9	21	3.8	
 30" Replaceable Patient Backs JOR2-RBP30	592	649	715	802	899	986	1084	1208	1330	2.21	24	4.8	
 21" Replaceable Patient Back Covers JOR2-RBCP21	217	271	324	397	481	556	641	747	852	1.9	2.5	0.8	
 24" Replaceable Patient Back Covers JOR2-RBCP24	221	274	327	402	414	560	645	751	862	1.9	2.7	0.8	
 30" Replaceable Patient Back Covers JOR2-RBCP30	237	297	360	446	544	630	728	851	973	2.21	3	0.8	
 21" Replacement Seat JOR2-RS21	367	387	412	448	486	522	563	613	663	.9	9	2.7	
 24" Replacement Seat JOR2-RS24	381	407	431	467	506	543	583	632	682	.9	10	2.7	
 30" Replacement Seat JOR2-RS30	467	499	528	571	619	663	713	774	834	.9	12	3.4	
 44" Replacement Seat JOR2-RS44	615	645	677	719	768	811	861	920	983	.9	14	4.8	
 Replacement Splash Guard													
JOR2-RSG21	83											1	.3
JOR2-RSG24	102											2	.4
JOR2-RSG30	143											3	.5
JOR2-RSG44	155											4	.6

JORDAN | REPLACEMENT COMPONENTS

DESCRIPTION/MODEL	COM		COL		FABRIC GRADES						LEATHER		Yds	Weight	Cube
	1	2	3	4	5	6	7	8	9						
 21" Replacement Seat Cover JOR2-RSC21	73	144	169	203	243	280	320	369	420	1.0	1.6	.8			
 24" Replacement Guest Seat Cover JOR2-RSC24	77	148	173	207	248	283	323	374	423	1.0	1.7	.8			
 30" Replacement Seat Cover JOR2-RSC30	135	166	197	240	288	332	380	443	503	1.0	2.8	.8			
 44" Replacement Seat Cover JOR2-RSC44	139	170	201	243	292	335	384	447	506	1.0	2.5	.8			
 Replacement Closed Arm Panel JOR2-RCA	203	215	228	246	265	284	304	329	378	0.9	6.0	.8			
	Replacement Side Frame - Start - Beech JOR2-RSFS										245	7.5	1.4		
	Replacement Side Frame - Start - Maple JOR2-RSFS										305	7.5	1.4		
	Replacement Side Frame - End - Beech JOR2-RSFE										245	7.5	1.4		
	Replacement Side Frame - End - Maple JOR2-RSFE										305	7.5	1.4		
	Replacement Side Frame with Urethane Cap - Start - Beech JOR2-RSFSAC										286	7.5	1.4		
	Replacement Side Frame with Urethane Cap - Start - Maple JOR2-RSFSAC										346	7.5	1.4		
	Replacement Side Frame with Urethane Cap - End - Beech JOR2-RSFEAC										286	7.5	1.4		
	Replacement Side Frame with Urethane Cap - End - Maple JOR2-RSFEAC										346	7.5	1.4		
	Replacement Arm Cap - Urethane JOR2-RUA										66	1.5	.2		
Replacement Arm Cap-Solid Surface										Grade A- White 221	Grade A- Color 224	Grade- B 233	Grade- C 245	2	.2

JORDAN | MULTIPLE SEATING INSTRUCTIONS

To aid you in the process of specifying and ordering Jordan Multiple Seating, we have compiled the following summary. It explains the three different types of Jordan Multiple Seating – (a) Pre-Configured, (b) Start, Center & End Units and (c) the Freespan Multiple Units – including the features and considerations of each type, to assist in selecting the one that best suits each application. It is a requirement for all Jordan Multiple Seating orders, a drawing or plan view layout must accompany the order, so that we can verify that the specification is correct.

When building your multiple seating layout, please note that your order should start from left to right as you are facing the configuration.

Pre-Configured Multiple Units

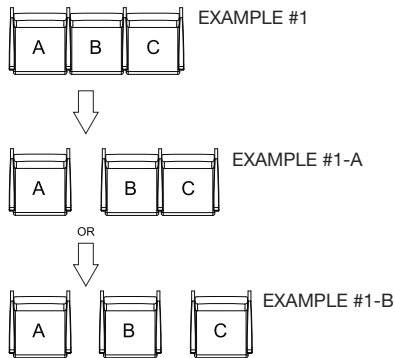
Pre-Configured Multiple Units are designed to be used when you have seating configurations that are 2-3 chair units in size (see picture below).

Two-Seat



Considerations if choosing to use Pre-Configured Units:

- Linking tables can be joined to either end of a Pre-Configured Multiple Unit, but not in-between
- There are no limitations to the number of Pre-Configured Multiple units that can be ganged together with the Jordan Linking Tables
- Pre-Configured Multiple Units are not available in 30" or 44" plus widths
- Pre-Configured Multiple Units are not designed to work with other multiple seating (Start, Center, End Units or Freespan Units) unless a Jordan Linking Table or linking brackets are used in-between the different types of multiple seating.
- Pre-Configured Multiple Units are built from Start, Center and End Units and therefore, can be reconfigured to singular or two-seater units. However, you may have to purchase additional components (arms, etc...) to be able to do this. See line drawings below for possible configurations that can be made from taking apart the Pre-Configured Multiple Units.



*Please note:

Example #1-A requires an additional end unit arm for chair A, and a start unit arm for chair B.


Example #1-B requires an additional end unit arm for chair A, a start and end unit arm for chair B, and a start unit arm for chair C.

Start, Center and End Multiple Seating Units

Start, Center and End Multiple Units are designed to be used when you have seating configurations that are greater than three chair units in size, and/or include 30" or 44" units (see picture below). Also, before you start to build your multiple seating layout, please note that your order should start from left to right as you are facing the chair, therefore begin the configuration with a Start Unit, then move to a Center Unit and finish with an End Unit.

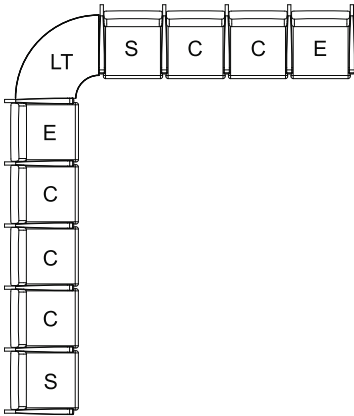
Considerations if choosing to use Start, Center and End Multiple Units:

- Start, Center and End units are available in all widths (21", 24", 30" & 44")
- There are no limitations to the amount of center units that can be ganged to a start or an end unit
- Jordan Linking Tables can be joined to any Jordan Start or End unit only (this is because the units are engineered with the finished arms)



JORDAN | MULTIPLE SEATING INSTRUCTIONS

See below for sample configurations of when you would use Start, Center and End Multiple Units.



Freespan Multiple Units

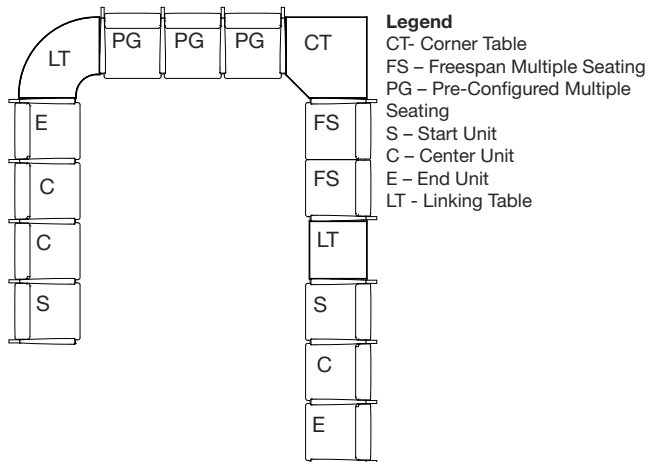
Freespan Multiple Units are designed to be used when you have seating configurations that are 2-3 chair units in size and a reduced number of legs are desirable. (see picture below).



Considerations if choosing to use Freespan Multiple Units:

- Freespan Multiple Units come with a choice of a pre-configured unit with or without a center arm
- The unit with the center arm increases the overall width of the unit by 1" per arm
- Linking tables can be joined to either side of a Freespan Multiple Unit, but not in-between
- There are no limitations to the number of Freespan Multiple units that can be ganged together with the Jordan Linking Tables or linking brackets.
- Freespan Multiple Units are not available in 30" or 44" plus widths
- Freespan Multiple Units are not designed to work with other multiple seating (Start, Center, End Units or Freespan Units) unless a Jordan Linking Table or linking brackets are used in-between the different types of multiple seating.

Below illustrates possible configurations when you could use all three types of Jordan Multiple Seating together.



- Legend**
- CT- Corner Table
 - FS - Freespan Multiple Seating
 - PG - Pre-Configured Multiple Seating
 - S - Start Unit
 - C - Center Unit
 - E - End Unit
 - LT - Linking Table

For more information on how to specify Jordan Multiple Seating, please contact Customer Service directly at 1-888-578-5784.

JORDAN | MULTIPLE SEATING - PRECONFIGURED UNITS

DIMENSIONS & COM REQUIREMENTS

	Overall Width	Overall Depth	Overall Height	Seat Height	Height of Arms from Floor	Width Between Arms	Seat Depth	Shipping Weight	Cube	COM Seat & Back Yardage	COM Fabric Seat Yardage	COM Fabric Back Yardage	COM Fabric Closed Arm Panel Yardage
PCG21X2	47.75	27	34.25	18.5	26	20.5	19	72	28	3.2	1.8	2.8	1.35
PCP21X2	47.75	27	43.5	18.5	26	20.5	19	82	38	4.2	1.8	3.8	1.35
PCG21X3	70.5	27	34.25	18.5	26	20.5	19	103	41	4.8	2.7	4.2	1.8
PCP21X3	70.5	27	43.5	18.5	26	20.5	19	118	56	6.3	2.7	5.7	1.8
PCG24X2	53.75	27	34.25	18.5	26	23.5	19	79	31	3.8	1.8	2.8	1.35
PCP24X2	53.75	27	43.5	18.5	26	23.5	19	89	43	4.8	1.8	3.8	1.35
PCG24X3	79.5	27	34.25	18.5	26	23.5	19	115	46	5.7	2.7	4.2	1.8
PCP24X3	79.5	27	43.5	18.5	26	23.5	19	130	63	7.2	2.7	5.7	1.8

CONTRASTING BACKS, SEATS & CLOSED ARMS

Combination upholstery (more than one upholstery cover within the same unit) is an option on all Jordan upholstered products. When combination upholstery is with upholstery of the same grade or COM, an upcharge for dual fabrics is **\$31 list** per unit and **\$60 list** per unit for three fabrics. When graded in combination upholstery is selected, use the highest grade upholstery selected or contact Customer Service for a quote -please provide the fabrics specified and a description of where each fabric is to be applied on the product in order to obtain a quote.

PRE-CONFIGURED MULTIPLE UNITS	SEAT	GUEST BACK	PATIENT BACK	CLOSED ARM PANEL
PC21x2	1.8	2.8	3.8	1.35
PC21x3	2.7	4.2	5.7	1.8
PC24X2	1.8	2.8	3.8	1.35
PC24X3	2.7	4.2	5.7	1.8

Note: Some vinyls, leathers & upholsteries are not suitable for application on Jordan seating. Please refer to **Page 91** for C.O.M approval process.

Jordan Option Upcharges

	\$ List	\$ List
CAL 133 & Moisture Barrier (per yard)	60	Solid Surface Arm Cap (per arm) - Gr A White 221
Removable Seat Covers	83	Solid Surface Arm Cap (per arm) - Gr A Color 224
21" & 24" - Removeable Back Covers	55	Solid Surface Arm Cap (per arm) - Gr B 233
21" & 24" Cleanable Under-seat Splashguard	38	Solid Surface Arm Cap (per arm) - Gr C 245
21" & 24" - Removeable Patient Back Covers	83	Kinetic Back option 112
Non-Marring Glide	35	

Patient backs are available on pre-configured units, please change the model number JOR2-PCG to JOR2-PCP and add the following upcharges per back:

Fabric Grades	(COM) 1	2	(COL) 3	4	5	6	7	8	9
21" Chair	250	295	339	443	528	588	660	735	808
24" Chair	264	316	357	472	549	631	705	792	874

WEIGHT CAPACITIES

Jordan weight capacities are as follows:
Pre-configured - 500 lbs per seat

PRE-CONFIGURED MULTIPLE UNITS

Two-Seat











Three-Seat



FEATURES:

For a complete list of features see **Page 3**.

JORDAN | MULTIPLE SEATING - PRECONFIGURED UNITS

DESCRIPTION/MODEL	Species	COM		COL			FABRIC GRADES			LEATHER	
		1	2	3	4	5	6	7	8	9	
	2 Seat - 21" Open Arm Pre-configured Unit, Guest Backs										
	JOR2-PCG21X2OPS	Beech	1933	2070	2209	2419	2626	2853	3080	3340	3809
	JOR2-PCG21X2OPS	Maple	2062	2202	2341	2548	2775	3009	3235	3497	3984
	21" Open Arm Urethane Cap Pre-configured Unit, Guest Backs										
	JOR2PCG21X2OPU	Beech	2122	2259	2397	2608	2817	3042	3270	3530	3998
	JOR2PCG21X2OPU	Maple	2253	2392	2531	2741	2965	3200	3424	3686	4172
	2 Seat - 21" Closed Arm Pre-configured Unit, Guest Backs										
	JOR2-PCG21X2CLS	Beech	2098	2236	2376	2584	2793	3019	3245	3506	3975
	JOR2-PCG21X2CLS	Maple	2229	2367	2507	2715	2941	3175	3399	3662	4149
	2 Seat - 21" Closed Arm Urethane Cap Pre-configured Unit, Guest Backs										
	JOR2-PCG21X2CLU	Beech	2286	2424	2565	2774	2982	3208	3435	3695	4165
	JOR2-PCG21X2CLU	Maple	2419	2558	2696	2906	3133	3365	3592	3851	4339
	3 Seat - 21" Open Arm Pre-configured Unit, Guest Backs										
	JOR2-PCG21X3OPS	Beech	2870	3080	3288	3593	3921	4244	4600	4999	5705
	JOR2-PCG21X3OPS	Maple	3070	3288	3497	3809	4156	4532	4905	5260	5964
	3 Seat - 21" Open Arm Urethane Cap Pre-configured Unit, Guest Backs										
	JOR2-PCG21X3OPU	Beech	3122	3331	3540	3845	4176	4497	4855	5255	5958
	JOR2-PCG21X3OPU	Maple	3323	3540	3749	4061	4410	4784	5158	5515	6218
	3 Seat - 21" Closed Arm Pre-configured Unit, Guest Backs										
	JOR2-PCG21X3CLS	Beech	3092	3300	3508	3815	4143	4464	4823	5222	5925
	JOR2-PCG21X3CLS	Maple	3292	3508	3718	4030	4379	4754	5124	5483	6186
	21" Closed Arm Urethane Cap Pre-configured Unit, Guest Backs										
	JOR2-PCG21X3CLU	Beech	3344	3554	3761	4068	4396	4719	5076	5474	6180
	JOR2-PCG21X3CLU	Maple	3544	3761	3971	4283	4632	5006	5379	5735	6437

ORDERING NOTES:

A drawing showing the configuration of the multiple seating and tables is required with each purchase order.

Combination upholstery (more than one upholstery cover within the same unit) is an option on all Jordan upholstered products. When combination upholstery is with upholstery of the same grade or COM, an upcharge for dual fabrics is **\$31 list per unit and \$60 list** per unit for three fabrics. When graded in combination upholstery is selected, use the highest grade upholstery selected or contact Customer Service for a quote -please provide the fabrics specified and a description of where each fabric is to be applied on the product in order to obtain a quote.

Jordan Option Upcharges	\$ List	\$ List	
CAL 133 & Moisture Barrier (per yard)	59	Solid Surface Arm Cap (per arm) - Gr A White	217
Removable Seat Covers	82	Solid Surface Arm Cap (per arm) - Gr A Color	219
21" & 24" - Removeable Back Covers	54	Solid Surface Arm Cap (per arm) - Gr B	228
21" & 24" Cleanable Under-seat Splashguard	38	Solid Surface Arm Cap (per arm) - Gr C	240
21" & 24" - Removeable Patient Back Covers	82	Kinetic Back option	110
Non-Marring Glide	35		





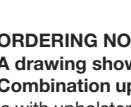
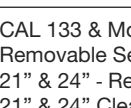
Patient backs are available on pre-configured units, please change the model number JOR2-PCG to JOR2-PCP and add the following upcharges per back:

Fabric Grades	(COM) 1	2	(COL) 3	4	5	6	7	8	9
21" Chair	245	289	332	434	517	575	646	719	790
24" Chair	259	309	349	462	537	617	690	775	855

PRODUCT CODE KEY

Line	Series	Chair Type	Back Type	Size	Arm Type
JOR	2	PC	G	21X2	OPS
Jordan	Chair	Pre-configured Multiple Unit	Guest Back		Open Arm
			P	21X3	OPU
			Patient Back		Open Arm Urethane Arm Cap
				24X2	CLS
					Closed Arm
				24X3	CLU
					Closed Arm Urethane Arm Cap

JORDAN | MULTIPLE SEATING - PRECONFIGURED UNITS

DESCRIPTION/MODEL	Species	COM		COL			FABRIC GRADES			LEATHER	
		1	2	3	4	5	6	7	8	9	
	2 Seat - 24" Open Arm Pre-configured Unit, Guest Backs										
	JOR2-PCG24X2OPS	Beech	2047	2189	2332	2545	2758	3007	3220	3488	3967
	JOR2-PCG24X2OPS	Maple	2199	2340	2480	2697	2930	3167	3398	3665	4163
	24" Open Arm Urethane Cap Pre-configured Unit, Guest Backs										
	JOR2-PCG24X2OPU	Beech	2241	2382	2523	2740	2952	3204	3415	3680	4162
	JOR2-PCG24X2OPU	Maple	2393	2537	2677	2889	3122	3361	3592	3860	4355
	2 Seat - 24" Closed Arm Pre-configured Unit, Guest Backs										
	JOR2-PCG24X2CLS	Beech	2215	2358	2501	2716	2930	3177	3391	3657	4137
	JOR2-PCG24X2CLS	Maple	2369	2511	2652	2867	3098	3336	3568	3835	4333
	24" Closed Arm Urethane Cap Pre-configured Unit, Guest Backs										
	JOR2-PCG24X2CLU	Beech	2410	2551	2695	2908	3122	3372	3584	3850	4331
	JOR2-PCG24X2CLU	Maple	2562	2703	2847	3059	3292	3532	3763	4028	4526
	3 Seat - 24" Open Arm Pre-configured Unit, Guest Backs										
	JOR2-PCG24X3OPS	Beech	3043	3255	3470	3781	4119	4448	4813	5223	5942
	JOR2-PCG24X3OPS	Maple	3266	3488	3702	4022	4376	4762	5140	5525	6227
	24" Open Arm Urethane Cap Pre-configured Unit, Guest Backs										
	JOR2-PCG24X3OPU	Beech	3303	3516	3726	4039	4378	4705	5072	5480	6201
	JOR2-PCG24X3OPU	Maple	3523	3746	3960	4279	4636	5018	5400	5784	6484
	3 Seat - 24" Closed Arm Pre-configured Unit, Guest Backs										
	JOR2-PCG24X3CLS	Beech	3268	3483	3696	4008	4345	4674	5038	5447	6168
	JOR2-PCG24X3CLS	Maple	3491	3713	3928	4247	4603	4984	5367	5749	6453
	24" Closed Arm Urethane Cap Pre-configured Unit, Guest Backs										
	JOR2-PCG24X3CLU	Beech	3529	3741	3954	4265	4604	4933	5299	5707	6426
	JOR2-PCG24X3CLU	Maple	3750	3974	4185	4507	4863	5242	5626	6009	6711

ORDERING NOTES:

A drawing showing the configuration of the multiple seating and tables is required with each purchase order.

Combination upholstery (more than one upholstery cover within the same unit) is an option on all Jordan upholstered products. When combination upholstery is with upholstery of the same grade or COM, an upcharge for dual fabrics is **\$31 list per unit and \$60 list** per unit for three fabrics. When graded in combination upholstery is selected, use the highest grade upholstery selected or contact Customer Service for a quote -please provide the fabrics specified and a description of where each fabric is to be applied on the product in order to obtain a quote.

Jordan Option Upcharges	\$ List	\$ List	
CAL 133 & Moisture Barrier (per yard)	60	Solid Surface Arm Cap (per arm) - Gr A White	226
Removable Seat Covers	83	Solid Surface Arm Cap (per arm) - Gr A Color	229
21" & 24" - Removeable Back Covers	55	Solid Surface Arm Cap (per arm) - Gr B	238
21" & 24" Cleanable Under-seat Splashguard	38	Solid Surface Arm Cap (per arm) - Gr C	250
21" & 24" - Removeable Patient Back Covers	83	Kinetic Back option	114
Non-Marring Glide	35		

Patient backs are available on pre-configured units, please change the model number JOR2-PCG to JOR2-PCP and add the following upcharges per back:

Fabric Grades	(COM) 1	2	(COL) 3	4	5	6	7	8	9
21" Chair	250	295	339	443	528	588	660	735	808
24" Chair	264	316	357	472	549	631	705	792	874

PRODUCT CODE KEY

Line	Series	Chair Type	Back Type	Size	Arm Type
JOR	2	PC	G	21X2	OPS
Jordan	Chair	Pre-configured Multiple Unit	Guest Back		Open Arm
			P	21X3	OPU
			Patient Back		Open Arm Urethane Arm Cap
				24X2	CLS
					Closed Arm
				24X3	CLU
					Closed Arm Urethane Arm Cap

JORDAN | MULTIPLE SEATING - START, CENTER & END UNITS

DIMENSIONS & COM REQUIREMENTS

JORDAN MULTIPLE START UNITS

	Overall Width	Overall Depth	Overall Height	Seat Height	Height of Arms from Floor	Width Between Arms	Seat Depth	Shipping Weight	Cube	COM Seat & Back Yardage	COM Fabric Seat Yardage	COM Fabric Back Yardage	COM Fabric Closed Arm Panel (1 Arm) Yardage	COM Fabric Closed Arm Panel (2 Arms) Yardage
SG21	25	27	34.25	18.5	26	20.5	19	42	14	1.6	0.9	1.4	0.45	0.9
SP21	25	27	43.5	18.5	26	20.5	19	47	17	2.2	0.9	1.9	0.45	0.9
SG24	28	27	34.25	18.5	26	23.5	19	46	19	1.6	0.9	1.4	0.45	0.9
SP24	28	27	43.5	18.5	26	23.5	19	51	22	2.2	0.9	1.9	0.45	0.9
SG30	34	27	34.25	18.5	26	29.5	19	52	20	2.7	0.9	1.6	0.45	0.9
SP30	34	27	43.5	18.5	26	29.5	19	59	28	3.1	0.9	2.21	0.45	0.9
SG44	48	27	34.25	18.5	26	43.5	19	69	28	2.7	0.9	1.6	0.45	0.9

JORDAN MULTIPLE CENTER UNITS

	Overall Width	Overall Depth	Overall Height	Seat Height	Height of Arms from Floor	Width Between Arms	Seat Depth	Shipping Weight	Cube	COM Seat & Back Yardage	COM Fabric Seat Yardage	COM Fabric Back Yardage	COM Fabric Closed Arm Panel Yardage
CG21	22.75	27	34.25	18.5	26	20.5	19	40	14	1.6	0.9	1.4	0.45
CP21	22.75	27	43.5	18.5	26	20.6	19	42	17	2.2	0.9	1.9	0.45
CG24	25.75	27	34.25	18.5	26	23.5	19	45	19	1.6	0.9	1.4	0.45
CP24	25.75	27	43.5	18.5	26	23.5	19	46	22	2.2	0.9	1.9	0.45
CG30	31.75	27	34.25	18.5	26	29.5	19	50	20	2.7	0.9	1.6	0.45
CP30	31.75	27	43.5	18.5	26	29.5	19	54	28	3.1	0.9	2.21	0.45
CG44	45.75	27	34.25	18.5	26	43.5	19	69	28	2.7	0.9	1.6	0.45

JORDAN MULTIPLE END UNITS

	Overall Width	Overall Depth	Overall Height	Seat Height	Height of Arms from Floor	Width Between Arms	Seat Depth	Shipping Weight	Cube	COM Seat & Back Yardage	COM Fabric Seat Yardage	COM Fabric Back Yardage	COM Fabric Closed Arm Panel Yardage
EG21	22.75	27	34.25	18.5	26	20.5	19	40	14	1.6	0.9	1.4	0.45
EP21	22.75	27	43.5	18.5	26	20.5	19	42	17	2.2	0.9	1.9	0.45
EG24	25.75	27	34.25	18.5	26	23.5	19	45	19	1.6	0.9	1.4	0.45
EP24	25.75	27	43.5	18.5	26	23.5	19	46	22	2.2	0.9	1.9	0.45
EG30	31.75	27	34.25	18.5	26	29.5	19	50	20	2.7	0.9	1.6	0.45
EP30	31.75	27	43.5	18.5	26	29.5	19	54	28	3.1	0.9	2.21	0.45
EG44	45.75	27	34.25	18.5	26	43.5	19	69	28	2.7	0.9	1.6	0.45

ORDERING NOTES: A drawing showing the configuration of the multiple seating and tables is required with each purchase order.

Combination upholstery (more than one upholstery cover within the same unit) is an option on all Jordan upholstered products. When combination upholstery is with upholstery of the same grade or COM, an upcharge for dual fabrics is **\$31 list** per unit and **\$60 list** per unit for three fabrics. When graded in combination upholstery is selected, use the highest grade upholstery selected or contact Customer Service for a quote -please provide the fabrics specified and a description of where each fabric is to be applied on the product in order to obtain a quote.

Jordan Guest Option Upcharges	\$ List		\$ List
CAL 133 & Moisture Barrier (per yard)	60	21" & 24" Cleanable Under-seat Splashguard	38
Removable Seat Covers	83	30" Cleanable Under-seat Splashguard	45
21" & 24" - Removeable Guest Back Covers	55	44" Cleanable Under-seat Splashguard	60
30" & 44" - Removeable Guest Back Covers	83	Solid Surface Arm Cap (per arm) - Gr A White	221
21" & 24" - Removeable Patient Back Covers	83	Solid Surface Arm Cap (per arm) - Gr A Color	224
30" - Removeable Patient Back Covers	132	Solid Surface Arm Cap (per arm) - Gr B	233
Kinetic Back option (not available for 30" & 44")	112	Solid Surface Arm Cap (per arm) - Gr C	245
Non-Marring Glide	35		

Patient backs are available on pre-configured units, please change the model number JOR2-PCG to JOR2-PCP and add the following upcharges per back:

Fabric Grades	(COM) 1	2	(COL) 3	4	5	6	7	8	9
21" Chair	250	295	339	443	528	588	660	735	808
24" Chair	264	316	357	472	549	631	705	792	874

START, CENTER, & END MULTIPLE UNITS

Start Unit Center Unit End Unit

WEIGHT CAPACITIES

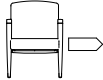

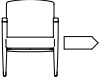

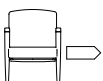

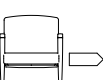

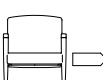

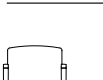

Jordan weight capacities are as follows:
Multiple Seating & Pre-configured - 500 lbs per seat

FEATURES:

For a complete list of features see [Page 3](#).



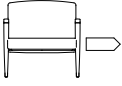
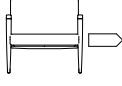
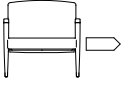


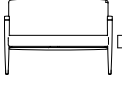
JORDAN | MULTIPLE SEATING - START, CENTER & END UNITS

DESCRIPTION/MODEL	Species	COM		COL	FABRIC GRADES				LEATHER	
		1	2	3	4	5	6	7	8	9
 Start 21" Open Arm Start Unit, Guest Back JOR2-SG21OPS	Beech	1086	1167	1247	1361	1488	1612	1745	1895	2162
	Maple	1167	1247	1327	1443	1576	1719	1860	1991	2259
 21" Open Arm Urethane Cap Start Unit, Guest Back JOR2-SG21OPU	Beech	1216	1296	1375	1493	1617	1743	1874	2025	2292
	Maple	1296	1375	1455	1572	1705	1847	1989	2121	2389
 21" Closed Arm Start Unit, Guest Back JOR2-SG21CLS	Beech	1199	1279	1359	1475	1599	1723	1858	2009	2276
	Maple	1279	1359	1442	1555	1688	1832	1976	2106	2373
 21" Closed Arm Urethane Cap Start Unit, Guest Back JOR2-SG21CLU	Beech	1328	1409	1489	1606	1729	1853	1986	2139	2405
	Maple	1409	1489	1570	1685	1818	1961	2104	2237	2503
 21" Closed Arm / Open Center Arm Start Unit, Guest Back JOR2-SG21COS	Beech	1141	1222	1304	1419	1544	1669	1801	1953	2219
	Maple	1222	1304	1385	1499	1632	1774	1916	2051	2317
 21" Closed Arm / Open Center Arm Urethane Cap Start Unit, Guest Back JOR2-SG21COU	Beech	1273	1354	1432	1548	1674	1799	1930	2081	2349
	Maple	1354	1432	1515	1627	1761	1906	2047	2178	2447
 24" Open Arm Start Unit, Guest Back JOR2-SG24OPS	Beech	1115	1192	1274	1388	1515	1637	1772	1922	2189
	Maple	1203	1281	1361	1478	1612	1752	1895	2030	2294
 24" Open Arm Urethane Cap Start Unit, Guest Back JOR2-SG24OPU	Beech	1244	1321	1403	1519	1643	1768	1901	2052	2318
	Maple	1330	1411	1493	1607	1743	1883	2025	2159	2424
 24" Closed Arm Start Unit, Guest Back JOR2-SG24CLS	Beech	1226	1307	1387	1501	1626	1750	1885	2035	2302
	Maple	1315	1395	1475	1591	1723	1866	2009	2143	2409
 24" Closed Arm Urethane Cap Start Unit, Guest Back JOR2-SG24CLU	Beech	1356	1436	1517	1630	1756	1881	2014	2164	2432
	Maple	1446	1525	1606	1720	1853	1993	2139	2272	2539
 24" Closed Arm / Open Center Arm Start Unit, Guest Back JOR2-SG24COS	Beech	1171	1249	1329	1446	1570	1693	1829	1979	2245
	Maple	1260	1338	1419	1534	1669	1811	1953	2085	2351
 24" Closed Arm / Open Center Arm Urethane Cap Start Unit, Guest Back JOR2-SG24COU	Beech	1301	1377	1457	1575	1701	1824	1958	2108	2375
	Maple	1388	1470	1548	1662	1799	1940	2081	2214	2479

PRODUCT CODE KEY

Line	Series	Chair Type	Back Type	Size	Arm Type
JOR	2	S	G	21	OPS
Jordan	Chair	Start Unit Multiple Seating	Guest Back		Open Arm
			P	24	OPU
			Patient Back (21" & 24" only)		Open Arm Urethane Arm Cap
				30	CLS
					Closed Arm
				44	CLU
					Closed Arm Urethane Arm Cap
					COS
					Closed Start Arm/ Open Center Arm
					COU
					Closed Start Arm/ Open Center Arm Urethane Arm Cap

JORDAN | MULTIPLE SEATING - START, CENTER & END UNITS

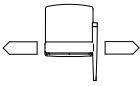

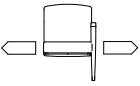

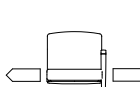

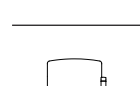
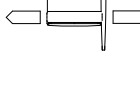

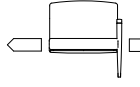

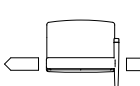
DESCRIPTION/MODEL	Species	COM		COL	FABRIC GRADES				LEATHER		
		1	2	3	4	5	6	7	8	9	
	30" Open Arm Start Unit, Guest Back										
	JOR2-SG30OPS	Beech	1451	1593	1719	1933	2146	2358	2572	2786	3124
	JOR2-SG30OPS	Maple	1558	1702	1844	2056	2271	2480	2697	2909	3248
	30" Open Arm Urethane Cap Start Unit, Guest Back										
	JOR2-SG30OPU	Beech	1580	1722	1847	2061	2275	2489	2701	2915	3253
	JOR2-SG30OPU	Maple	1687	1830	1973	2186	2399	2614	2824	3039	3376
	30" Closed Arm Start Unit, Guest Back										
	JOR2-SG30CLS	Beech	1565	1707	1832	2046	2258	2473	2685	2902	3236
	JOR2-SG30CLS	Maple	1673	1814	1956	2170	2382	2597	2810	3025	3361
	30" Closed Arm Urethane Cap Start Unit, Guest Back										
	JOR2-SG30CLU	Beech	1693	1837	1961	2174	2386	2602	2814	3030	3366
	JOR2-SG30CLU	Maple	1801	1942	2085	2300	2513	2725	2938	3152	3490
	30" Closed Arm/Open Center Arm Start Unit, Guest Back										
	JOR2-SG30COS	Beech	1507	1651	1774	1988	2203	2417	2630	2842	3181
	JOR2-SG30COS	Maple	1616	1757	1899	2114	2325	2541	2751	2965	3305
	30" Closed Arm/Open Center Arm Urethane Cap Start Unit, Guest Back										
	JOR2-SG30COU	Beech	1637	1780	1906	2117	2332	2545	2758	2972	3309
	JOR2-SG30COU	Maple	1745	1887	2030	2243	2455	2670	2882	3096	3435
	44" Open Arm Start Unit, Guest Back										
	JOR2-SG44OPS	Beech	1736	1914	2064	2314	2572	2829	3088	3346	3746
	JOR2-SG44OPS	Maple	1867	2047	2207	2466	2723	2981	3237	3488	3896
	44" Open Arm Urethane Cap Start Unit, Guest Back										
	JOR2-SG44OPU	Beech	1865	2043	2192	2444	2701	2958	3218	3474	3877
	JOR2-SG44OPU	Maple	2000	2176	2336	2593	2852	3110	3367	3616	4025
	44" Closed Arm Start Unit, Guest Back										
	JOR2-SG44CLS	Beech	1848	2027	2177	2426	2685	2942	3204	3458	3860
	JOR2-SG44CLS	Maple	1982	2160	2320	2577	2836	3093	3350	3600	4009
	44" Closed Arm Urethane Cap Start Unit, Guest Back										
	JOR2-SG44CLU	Beech	1979	2157	2307	2556	2814	3074	3331	3587	3987
	JOR2-SG44CLU	Maple	2113	2288	2449	2708	2964	3222	3482	3730	4138
	44" Closed Arm/Open Center Arm Start Unit, Guest Back										
	JOR2-SG44COS	Beech	1793	1971	2119	2371	2630	2886	3144	3402	3803
	JOR2-SG44COS	Maple	1924	2104	2261	2521	2779	3036	3296	3544	3953
	44" Closed Arm/Open Center Arm Urethane Cap Start Unit, Guest Back										
	JOR2-SG44COU	Beech	1922	2102	2249	2500	2758	3014	3274	3532	3932
	JOR2-SG44COU	Maple	2055	2233	2393	2651	2908	3167	3422	3673	4081

Please see **Page 21** for **Ordering Notes** and **Yardage** requirements.

PRODUCT CODE KEY

Line	Series	Chair Type	Back Type	Size	Arm Type
JOR	2	S	G	21	OPS
Jordan	Chair	Start Unit Multiple Seating	Guest Back		Open Arm
			P	24	OPU
			Patient Back (21" & 24" only)		Open Arm Urethane Arm Cap
				30	CLS
					Closed Arm
				44	CLU
					Closed Arm Urethane Arm Cap
					COS
					Closed Start Arm/ Open Center Arm
					COU
					Closed Start Arm/ Open Center Arm Urethane Arm Cap

JORDAN | MULTIPLE SEATING - START, CENTER & END UNITS



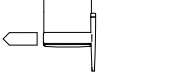






DESCRIPTION/MODEL	Species	COM		COL			FABRIC GRADES			LEATHER	
		1	2	3	4	5	6	7	8	9	
Center 	21" Open Arm Center Unit, Guest Back										
	JOR2-CG21OPS	Beech	981	1059	1140	1258	1379	1503	1637	1789	2056
	JOR2-CG21OPS	Maple	1052	1140	1220	1336	1471	1612	1752	1887	2152
	21" Open Arm Urethane Cap Center Unit, Guest Back										
	JOR2-CG21OPU	Beech	1043	1125	1205	1320	1446	1570	1703	1853	2119
	JOR2-CG21OPU	Maple	1116	1205	1285	1401	1534	1676	1818	1952	2218
	21" Closed Arm Center Unit, Guest Back										
	JOR2-CG21CLS	Beech	1037	1117	1196	1313	1437	1562	1693	1846	2114
	JOR2-CG21CLS	Maple	1107	1196	1277	1391	1526	1669	1811	1942	2210
	21" Closed Arm Urethane Cap Center Unit, Guest Back										
	JOR2-CG21CLU	Beech	1102	1182	1261	1376	1501	1626	1758	1910	2177
	JOR2-CG21CLU	Maple	1172	1261	1343	1455	1591	1733	1875	2008	2275
	24" Open Arm Center Unit, Guest Back										
	JOR2-CG24OPS	Beech	1008	1086	1167	1281	1405	1528	1663	1815	2081
	JOR2-CG24OPS	Maple	1094	1175	1258	1372	1503	1637	1789	1922	2189
	24" Open Arm Urethane Cap Center Unit, Guest Back										
	JOR2-CG24OPU	Beech	1072	1150	1232	1347	1472	1594	1729	1881	2147
	JOR2-CG24OPU	Maple	1160	1240	1320	1436	1570	1703	1853	1986	2254
	24" Closed Arm Center Unit, Guest Back										
	JOR2-CG24CLS	Beech	1061	1142	1222	1338	1464	1589	1721	1873	2139
	JOR2-CG24CLS	Maple	1151	1232	1313	1427	1562	1693	1846	1979	2245
	24" Closed Arm Urethane Cap Center Unit, Guest Back										
	JOR2-CG24CLU	Beech	1128	1208	1288	1403	1527	1652	1786	1937	2205
	JOR2-CG24CLU	Maple	1217	1296	1376	1493	1626	1758	1910	2043	2309
	30" Open Arm Center Unit, Guest Back										
	JOR2-CG30OPS	Beech	1345	1488	1612	1826	2037	2252	2466	2679	3015
	JOR2-CG30OPS	Maple	1451	1593	1736	1951	2162	2377	2590	2805	3140
	30" Open Arm Urethane Cap Center Unit, Guest Back										
	JOR2-CG30OPU	Beech	1409	1550	1676	1889	2104	2317	2530	2744	3081
	JOR2-CG30OPU	Maple	1517	1659	1801	2014	2229	2442	2653	2868	3207
	30" Closed Arm Center Unit, Guest Back										
	JOR2-CG30CLS	Beech	1402	1544	1669	1882	2094	2308	2521	2735	3075
	JOR2-CG30CLS	Maple	1507	1651	1793	2007	2219	2433	2647	2860	3197
	30" Closed Arm Urethane Cap Center Unit, Guest Back										
	JOR2-CG30CLU	Beech	1468	1608	1733	1945	2160	2373	2588	2799	3138
	JOR2-CG30CLU	Maple	1574	1716	1858	2071	2285	2497	2710	2922	3263

Please see **Page 21** for **Ordering Notes** and **Yardage** requirements.

PRODUCT CODE KEY

Line	Series	Chair Type	Back Type	Size	Arm Type
JOR	2	C	G	21	OPS
Jordan	Chair	Center Unit Multiple Seating	Guest Back		Open Arm
			P	24	OPU
			Patient Back (21" & 24" only)		Open Arm Urethane Arm Cap
				30	CLS
					Closed Arm
				44	CLU
					Closed Arm Urethane Arm Cap

JORDAN | MULTIPLE SEATING - START, CENTER & END UNITS

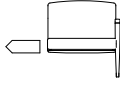



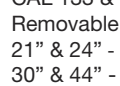

DESCRIPTION/MODEL	Species	COM		COL	FABRIC GRADES			LEATHER			
		1	2	3	4	5	6	7	8	9	
	44" Open Arm Center Unit, Guest Back										
	JOR2-CG44OPS	Beech	1629	1806	1958	2207	2466	2723	2981	3237	3639
	JOR2-CG44OPS	Maple	1761	1940	2102	2358	2616	2874	3131	3379	3789
	44" Open Arm Urethane Cap Center Unit, Guest Back										
	JOR2-CG44OPU	Beech	1693	1873	2021	2272	2530	2787	3047	3304	3705
	JOR2-CG44OPU	Maple	1827	2006	2164	2423	2680	2938	3196	3445	3854
	44" Closed Arm Center Unit, Guest Back										
	JOR2-CG44CLS	Beech	1686	1862	2014	2261	2521	2779	3036	3296	3696
	JOR2-CG44CLS	Maple	1818	1993	2157	2417	2673	2932	3187	3439	3846
	44" Closed Arm Urethane Cap Center Unit, Guest Back										
	JOR2-CG44CLU	Beech	1750	1929	2079	2327	2588	2844	3103	3359	3761
	JOR2-CG44CLU	Maple	1884	2061	2220	2478	2736	2997	3253	3501	3910
	21" Open Arm End Unit, Guest Back										
	JOR2-EG21OPS	Beech	981	1059	1140	1258	1379	1503	1637	1789	2056
	JOR2-EG21OPS	Maple	1052	1140	1220	1336	1471	1612	1752	1887	2152
	21" Open Arm Urethane Cap End Unit, Guest Back										
	JOR2-EG21OPU	Beech	1043	1125	1205	1320	1446	1570	1703	1853	2119
	JOR2-EG21OPU	Maple	1116	1205	1285	1401	1534	1676	1818	1952	2218
	21" Closed Arm End Unit, Guest Back										
	JOR2-EG21CLS	Beech	1037	1117	1196	1313	1437	1562	1693	1846	2114
	JOR2-EG21CLS	Maple	1107	1196	1277	1391	1526	1669	1811	1942	2210
	21" Closed Arm Urethane Cap End Unit, Guest Back										
	JOR2-EG21CLU	Beech	1102	1182	1261	1376	1501	1626	1758	1910	2177
	JOR2-EG21CLU	Maple	1172	1261	1343	1455	1591	1733	1875	2008	2275
	24" Open Arm End Unit, Guest Back										
	JOR2-EG24OPS	Beech	1008	1086	1167	1281	1405	1529	1663	1815	2081
	JOR2-EG24OPS	Maple	1094	1175	1258	1372	1503	1637	1789	1922	2189
	24" Open Arm Urethane Cap End Unit, Guest Back										
	JOR2-EG24OPU	Beech	1072	1150	1232	1347	1472	1594	1729	1881	2147
	JOR2-EG24OPU	Maple	1160	1240	1320	1436	1570	1703	1853	1986	2254
	24" Closed Arm End Unit, Guest Back										
	JOR2-EG24CLS	Beech	1061	1142	1222	1338	1464	1589	1721	1873	2139
	JOR2-EG24CLS	Maple	1151	1232	1313	1427	1562	1693	1846	1979	2245
	24" Closed Arm Urethane Cap End Unit, Guest Back										
	JOR2-EG24CLU	Beech	1128	1208	1288	1403	1527	1652	1786	1937	2205
	JOR2-EG24CLU	Maple	1217	1296	1376	1493	1626	1758	1910	2043	2309
	30" Open Arm End Unit, Guest Back										
	JOR2-EG30OPS	Beech	1345	1488	1612	1826	2037	2252	2466	2679	3015
	JOR2-EG30OPS	Maple	1451	1593	1736	1951	2162	2377	2590	2805	3140
	30" Open Arm Urethane Cap End Unit, Guest Back										
	JOR2-EG30OPU	Beech	1409	1550	1676	1889	2104	2317	2530	2744	3081
	JOR2-EG30OPU	Maple	1517	1659	1801	2014	2229	2442	2653	2868	3207

Please see **Page 21** for **Ordering Notes** and **Yardage** requirements.

PRODUCT CODE KEY

Line	Series	Chair Type	Back Type	Size	Arm Type
JOR	2	C	G	21	OPS
Jordan	Chair	Center Unit Multiple Seating	Guest Back		Open Arm
		E	P	24	OPU
			Patient Back (21" & 24" only)		Open Arm Urethane Arm Cap
				30	CLS
					Closed Arm
				44	CLU
					Closed Arm Urethane Arm Cap

JORDAN | MULTIPLE SEATING - START, CENTER & END UNITS

DESCRIPTION/MODEL	Species	COM		COL			FABRIC GRADES			LEATHER	
		1	2	3	4	5	6	7	8	9	
	30" Closed Arm End Unit, Guest Back										
	JOR2-EG30CLS	Beech	1402	1544	1669	1882	2094	2308	2521	2735	3075
	JOR2-EG30CLS	Maple	1507	1651	1793	2007	2219	2433	2647	2860	3197
	30" Closed Arm Urethane Cap End Unit, Guest Back										
	JOR2-EG30CLU	Beech	1468	1608	1733	1945	2160	2373	2588	2799	3138
	JOR2-EG30CLU	Maple	1574	1716	1858	2071	2285	2497	2710	2922	3263
	44" Open Arm End Unit, Guest Back										
	JOR2-EG44OPS	Beech	1629	1806	1958	2207	2466	2723	2981	3237	3639
	JOR2-EG44OPS	Maple	1761	1940	2102	2358	2616	2874	3131	3379	3790
	44" Open Arm Urethane Cap End Unit, Guest Back										
	JOR2-EG44OPU	Beech	1693	1873	2021	2272	2530	2787	3047	3304	3705
	JOR2-EG44OPU	Maple	1827	2006	2164	2423	2680	2938	3196	3445	3854
	44" Closed Arm End Unit, Guest Back										
	JOR2-EG44CLS	Beech	1686	1862	2014	2261	2521	2779	3036	3296	3696
	JOR2-EG44CLS	Maple	1818	1993	2157	2417	2673	2932	3187	3439	3846
	44" Closed Arm Urethane Cap End Unit, Guest Back										
	JOR2-EG44CLU	Beech	1750	1929	2079	2327	2588	2844	3103	3359	3761
	JOR2-EG44CLU	Maple	1884	2061	2220	2478	2736	2997	3253	3501	3910

Please see [Page 21](#) for **Ordering Notes** and **Yardage** requirements.

Jordan Guest Option Upcharges

	\$ List		\$ List
CAL 133 & Moisture Barrier (per yard)	60	21" & 24" Cleanable Under-seat Splashguard	38
Removable Seat Covers	83	30" Cleanable Under-seat Splashguard	45
21" & 24" - Removeable Guest Back Covers	55	44" Cleanable Under-seat Splashguard	60
30" & 44" - Removeable Guest Back Covers	83	Solid Surface Arm Cap (per arm) - Gr A White	221
21" & 24" - Removeable Patient Back Covers	83	Solid Surface Arm Cap (per arm) - Gr A Color	224
30" - Removeable Patient Back Covers	13	Solid Surface Arm Cap (per arm) - Gr B	233
Kinetic Back option (not available for 30" & 44")	112	Solid Surface Arm Cap (per arm) - Gr C	245
Non-Marring Glide	35		

Patient backs are available on pre-configured units, please change the model number JOR2-PCG to JOR2-PCP and add the following upcharges per back:

Fabric Grades	(COM) 1	2	(COL) 3	4	5	6	7	8	9
21" Chair	250	295	339	443	528	588	660	735	808
24" Chair	264	316	357	472	549	631	705	792	874

PRODUCT CODE KEY

Line	Series	Chair Type	Back Type	Size	Arm Type
JOR	2	E	G	21	OPS
Jordan	Chair	End Unit Multiple Seating	Guest Back		Open Arm
			P	24	OPU
			Patient Back (21" & 24" only)		Open Arm Urethane Arm Cap
				30	CLS
					Closed Arm
				44	CLU
					Closed Arm Urethane Arm Cap

JORDAN | MULTIPLE SEATING - FREESPAN UNITS

DIMENSIONS & COM REQUIREMENTS

UNIT WITH NO CENTER ARM

	Overall Width	Overall Depth	Overall Height	Seat Height	Height of Arms from Floor	Width Between Arms	Seat Depth	Shipping Weight	Cube	COM Seat & Back Yardage	COM Fabric Seat Yardage	COM Fabric Back Yardage	COM Fabric Closed Arm Panel Yardage
PCFG21X2A	46.5	27	34.25	18.5	26	42	19	70	28	3.2	1.8	2.8	0.9
PCFP21X2A	46.5	27	43.5	18.5	26	42	19	80	37	4.2	1.8	3.8	0.9
PCFG21X3A	68	27	34.25	18.5	26	63.5	19	99	40	4.8	2.7	4.2	0.9
PCFP21X3A	68	27	43.5	18.5	26	63.5	19	114	54	6.3	2.7	5.7	0.9
PCFG24X2A	52.5	27	34.25	18.5	26	48	19	77	30	3.8	1.8	2.8	0.9
PCFP24X2A	52.5	27	43.5	18.5	26	48	19	87	42	4.8	1.8	3.8	0.9
PCFG24X3A	77	27	34.25	18.5	26	72.5	19	111	45	5.7	2.7	4.2	0.9
PCFP24X3A	77	27	43.5	18.5	26	72.5	19	126	61	7.2	2.7	5.7	0.9

UNIT WITH CENTER ARM

	Overall Width	Overall Depth	Overall Height	Seat Height	Height of Arms from Floor	Width Between Arms	Seat Depth	Shipping Weight	Cube	COM Seat & Back Yardage	COM Fabric Seat Yardage	COM Fabric Back Yardage
PCFG21X2B	47.5	27	34.5	18.5	26	20.5	19	73	28	3.2	1.8	2.4
PCFP21X2B	47.5	27	43.5	18.5	26	20.5	19	83	38	4.2	1.8	3.8
PCFG21X3B	70.5	27	34.5	18.5	26	20.5	19	105	40	4.8	2.7	3.8
PCFP21X3B	70.5	27	43.5	18.5	26	20.5	19	120	56	6.3	2.7	5.7
PCFG24X2B	53.5	27	34.5	18.5	26	23.5	19	80	30	3.8	1.8	2.4
PCFP24X2B	53.5	27	43.5	18.5	26	23.5	19	90	43	4.8	1.8	3.8
PCFG24X3B	79.5	27	34.5	18.5	26	23.5	19	117	45	5.7	2.7	3.8
PCFP24X3B	79.5	27	43.5	18.5	26	23.5	19	132	63	7.2	2.7	5.7

UNIT WITH CENTER ARM (CONTINUED), GUEST AND PATIENT BACKS

Unit With Center Arm (Continued)	COM Fabric Closed Arm Panels (2 Arms)	COM Fabric Closed Arm Panels (3 Arms)	COM Fabric Closed Arm Panels (4 Arms)
PCF21X2B	0.9	1.35	
PCF21X3B	0.9		1.8
PCF24X2B	0.9	1.35	
PCF24X3B	0.9		1.8

Note: Some vinyls, leathers & upholsteries are not suitable for application on Jordan seating.

The approval process is as follows:

1. A sample of the COM must be provided to Krug Customer Service prior to or at the time of order. For Maharam or Momentum, Krug will obtain the fabric sample.
2. The sample will be reviewed and the customer advised if the fabric is unsuitable.
3. The COM fabric or leather will be inspected when received at the factory, to identify any further concerns with its suitability.

ORDERING NOTES:

A drawing showing the configuration of the multiple seating and tables is required with each purchase order.

Combination upholstery (more than one upholstery cover within the same unit) is an option on all Jordan upholstered products. When combination upholstery is with upholstery of the same grade or COM, an upcharge for dual fabrics is **\$31 list** per unit and **\$60 list** per unit for three fabrics. When graded in combination upholstery is selected, use the highest grade upholstery selected or contact Customer Service for a quote -please provide the fabrics specified and a description of where each fabric is to be applied on the product in order to obtain a quote.

Jordan Option Upcharges	\$ List	\$ List
CAL 133 & Moisture Barrier (per yard)	60	Solid Surface Arm Cap (per pair) - Gr A White 420
Removable Seat Covers	83	Solid Surface Arm Cap (per pair) - Gr A Color 426
21" & 24" - Removeable Back Covers	55	Solid Surface Arm Cap (per pair) - Gr B 448
21" & 24" Cleanable Under-seat Splashguard	38	Solid Surface Arm Cap (per pair) - Gr C 470
21" & 24" - Removeable Patient Back Covers	83	Ganging Bracket 55
Kinetic Back option (not available for 30" & 44")	112	Non-Marring Glide 35

Patient backs are available on pre-configured units, please change the model number JOR2-PCG to JOR2-PCP and add the following upcharges per back:

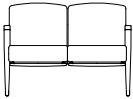
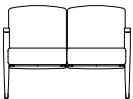
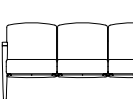
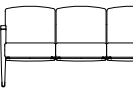
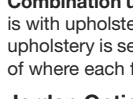
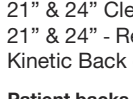
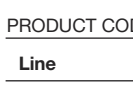

Fabric Grades	(COM) 1	2	(COL) 3	4	5	6	7	8	9
21" Chair	250	295	339	443	528	588	660	735	808
24" Chair	264	316	357	472	549	631	705	792	874

WEIGHT CAPACITIES

Jordan weight capacities are as follows:

- 2-Seat Freespan - 525 lbs per unit
- 3-Seat Freespan - 750 lbs per unit

JORDAN | MULTIPLE SEATING - FREESPAN UNITS WITHOUT CENTER ARMS

DESCRIPTION/MODEL	Species	COM		COL		FABRIC GRADES			LEATHER		
		1	2	3	4	5	6	7	8	9	
	21" Pre-Configured Freespan Unit - Open Arm 2 Seat, Guest Back										
	JOR2-PCFG21X2AOPS	Beech	1867	2010	2152	2368	2578	2811	3043	3309	3790
	JOR2-PCFG21X2AOPS	Maple	2005	2146	2287	2501	2732	2972	3205	3470	3967
	21" Pre-Configured Freespan Unit - Open Arm Urethane Cap 2 Seat, Guest Back										
	JOR2-PCFG21X2AOPU	Beech	2000	2142	2283	2495	2709	2939	3172	3440	3918
	JOR2-PCFG21X2AOPU	Maple	2132	2275	2418	2631	2861	3101	3332	3598	4098
	21" Pre-Configured Freespan Unit - Closed Arm 2 Seat, Guest Back										
	JOR2-PCFG21X2ACLS	Beech	1982	2123	2267	2478	2694	2922	3154	3421	3903
	JOR2-PCFG21X2ACLS	Maple	2116	2258	2400	2615	2845	3083	3316	3581	4080
	21" Pre-Configured Freespan Unit - Closed Arm Urethane Cap 2 Seat, Guest Back										
	JOR2-PCFG21X2ACLU	Beech	2113	2254	2395	2608	2822	3054	3284	3551	4033
	JOR2-PCFG21X2ACLU	Maple	2245	2386	2530	2744	2975	3214	3445	3711	4209
	21" Pre-Configured Freespan Unit - Open Arm 3 Seat, Guest Backs										
	JOR2-PCFG21X3AOPS	Beech	2723	2936	3150	3462	3799	4127	4494	4904	5621
	JOR2-PCFG21X3AOPS	Maple	2930	3150	3363	3681	4038	4421	4804	5170	5887
	21" Pre-Configured Freespan Unit - Open Arm Urethane Cap 3 Seat, Guest Backs										
	JOR2-PCFG21X3AOPU	Beech	2852	3065	3279	3591	3930	4256	4621	5032	5749
	JOR2-PCFG21X3AOPU	Maple	3057	3279	3491	3812	4167	4550	4933	5299	6016
	21" Pre-Configured Freespan Unit - Closed Arm 3 Seat, Guest Backs										
	JOR2-PCFG21X3ACLS	Beech	2836	3049	3263	3575	3911	4241	4607	5014	5735
	JOR2-PCFG21X3ACLS	Maple	3041	3263	3475	3796	4151	4535	4917	5281	6000
	21" Pre-Configured Freespan Unit - Closed Arm Urethane Cap 3 Seat, Guest Backs										
	JOR2-PCFG21X3ACLU	Beech	2964	3178	3392	3705	4040	4370	4737	5144	5864
	JOR2-PCFG21X3ACLU	Maple	3171	3392	3605	3926	4281	4665	5047	5411	6131

ORDERING NOTES:

A drawing showing the configuration of the multiple seating and tables is required with each purchase order.

Combination upholstery (more than one upholstery cover within the same unit) is an option on all Jordan upholstered products. When combination upholstery is with upholstery of the same grade or COM, an upcharge for dual fabrics is **\$31 list** per unit and **\$60 list** per unit for three fabrics. When graded in combination upholstery is selected, use the highest grade upholstery selected or contact Customer Service for a quote -please provide the fabrics specified and a description of where each fabric is to be applied on the product in order to obtain a quote.

Jordan Option Upcharges	\$ List	\$ List
CAL 133 & Moisture Barrier (per yard)	60	Solid Surface Arm Cap (per pair) - Gr A White 420
Removable Seat Covers	83	Solid Surface Arm Cap (per pair) - Gr A Color 426
21" & 24" - Removeable Back Covers	55	Solid Surface Arm Cap (per pair) - Gr B 448
21" & 24" Cleanable Under-seat Splashguard	38	Solid Surface Arm Cap (per pair) - Gr C 470
21" & 24" - Removeable Patient Back Covers	82	Ganging Bracket 55
Kinetic Back option (not available for 30" & 44")	112	Non-Marring Glide 35

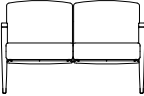
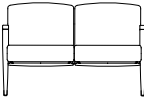
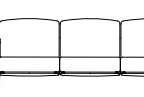

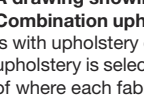
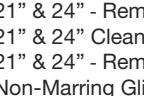
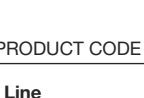

Patient backs are available on pre-configured units, please change the model number JOR2-PCG to JOR2-PCP and add the following upcharges per back:

Fabric Grades	(COM) 1	2	(COL) 3	4	5	6	7	8	9
21" Chair	250	295	339	443	528	588	660	735	808
24" Chair	264	316	357	472	549	631	705	792	874

PRODUCT CODE KEY

Line	Series	Chair Type	Back Type	Size	Unit Style	Arm Type
JOR	2	PCF	G	21X2	A	OPS
Jordan	Chair	Pre-Configured Freespan Multiple Unit	Guest Back		Unit with no Center Arm	Open Arm
			P	21X3	B	OPU
			Patient Back		Unit with Center Arm	Open Arm Urethane Arm Cap
				24X2		CLS
						Closed Arm
				24X3		CLU
						Closed Arm Urethane Arm Cap

JORDAN | MULTIPLE SEATING - FREESPAN UNITS WITHOUT CENTER ARMS

DESCRIPTION/MODEL	Species	COM		COL			FABRIC GRADES		LEATHER		
		1	2	3	4	5	6	7	8	9	
	24" Pre-Configured Freespan Unit - Open Arm 2 Seat, Guest Backs										
	JOR2-PCFG24X2AOPS	Beech	1940	2081	2224	2438	2651	2903	3114	3379	3861
	JOR2-PCFG24X2AOPS	Maple	2092	2235	2377	2590	2821	3059	3292	3560	4055
	24" Pre-Configured Freespan Unit - Open Arm Urethane Cap 2 Seat, Guest Backs										
	JOR2-PCFG24X2AOPU	Beech	2069	2211	2352	2568	2780	3031	3243	3510	3988
	JOR2-PCFG24X2AOPU	Maple	2220	2365	2505	2719	2951	3188	3420	3688	4185
	24" Pre-Configured Freespan Unit - Closed Arm 2 Seat, Guest Backs										
	JOR2-PCFG24X2ACLS	Beech	2053	2194	2337	2550	2766	3013	3226	3492	3975
	JOR2-PCFG24X2ACLS	Maple	2206	2348	2491	2702	2934	3174	3405	3673	4168
	24" Pre-Configured Freespan Unit - Closed Arm Urethane Cap 2 Seat, Guest Backs										
	JOR2-PCFG24X2ACLU	Beech	2183	2324	2467	2680	2893	3142	3357	3623	4104
	JOR2-PCFG24X2ACLU	Maple	2335	2476	2618	2833	3063	3304	3536	3802	4298
	24" Pre-Configured Freespan Unit - Open Arm 3 Seat, Guest Backs										
	JOR2-PCFG24X3AOPS	Beech	2829	3043	3255	3568	3906	4234	4600	5007	5727
	JOR2-PCFG24X3AOPS	Maple	3052	3274	3488	3807	4163	4546	4927	5310	6012
	24" Pre-Configured Freespan Unit - Open Arm Urethane Cap 3 Seat, Guest Backs										
	JOR2-PCFG24X3AOPU	Beech	2958	3172	3386	3697	4035	4366	4729	5138	5857
	JOR2-PCFG24X3AOPU	Maple	3182	3404	3616	3936	4293	4675	5057	5441	6142
	24" Pre-Configured Freespan Unit - Closed Arm 3 Seat, Guest Backs										
	JOR2-PCFG24X3ACLS	Beech	2942	3154	3370	3680	4020	4347	4713	5122	5840
	JOR2-PCFG24X3ACLS	Maple	3166	3389	3600	3919	4277	4660	5039	5424	6126
	24" Pre-Configured Freespan Unit - Closed Arm Urethane Cap 3 Seat, Guest Backs										
	JOR2-PCFG24X3ACLU	Beech	3074	3284	3498	3809	4149	4476	4841	5252	5971
	JOR2-PCFG24X3ACLU	Maple	3296	3517	3730	4051	4406	4789	5171	5553	6254

ORDERING NOTES:

A drawing showing the configuration of the multiple seating and tables is required with each purchase order.

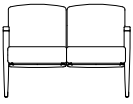
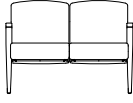
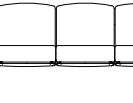
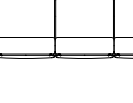




Combination upholstery (more than one upholstery cover within the same unit) is an option on all Jordan upholstered products. When combination upholstery is with upholstery of the same grade or COM, an upcharge for dual fabrics is **\$31 list** per unit and **\$60 list** per unit for three fabrics. When graded in combination upholstery is selected, use the highest grade upholstery selected or contact Customer Service for a quote -please provide the fabrics specified and a description of where each fabric is to be applied on the product in order to obtain a quote.

Jordan Option Upcharges	\$ List	\$ List
CAL 133 & Moisture Barrier (per yard)	60	Solid Surface Arm Cap (per pair) - Gr A White 420
Removable Seat Covers	83	Solid Surface Arm Cap (per pair) - Gr A Color 426
21" & 24" - Removeable Back Covers	55	Solid Surface Arm Cap (per pair) - Gr B 448
21" & 24" Cleanable Under-seat Splashguard	38	Solid Surface Arm Cap (per pair) - Gr C 470
21" & 24" - Removeable Patient Back Covers	83	Kinetic Back option 112
Non-Marring Glide	35	

PRODUCT CODE KEY

Line	Series	Chair Type	Back Type	Size	Unit Style	Arm Type
JOR	2	PCF	G	21X2	A	OPS
Jordan	Chair	Pre-Configured Freespan Multiple Unit	Guest Back		Unit with no Center Arm	Open Arm
			P	21X3	B	OPU
			Patient Back		Unit with Center Arm	Open Arm Urethane Arm Cap
				24X2		CLS
						Closed Arm
				24X3		CLU
						Closed Arm Urethane Arm Cap

JORDAN | MULTIPLE SEATING - FREESPAN UNITS WITH CENTER ARMS

DESCRIPTION/MODEL	Species	COM		COL			FABRIC GRADES			LEATHER	
		1	2	3	4	5	6	7	8	9	
	21" Pre-Configured Freespan Center Arm Unit - Open Arm 2 Seat, Guest Backs										
	JOR2-PCFG21X2BOPS	Beech	1940	2081	2224	2438	2651	2882	3114	3379	3861
	JOR2-PCFG21X2BOPS	Maple	2075	2215	2358	2572	2684	3043	3274	3540	4038
	21" Pre-Configured Freespan Center Arm Unit - Open Arm Urethane Cap 2 Seat, Guest Backs										
	JOR2-PCFG21X2BOPU	Beech	2133	2276	2419	2633	2845	3077	3308	3575	4054
	JOR2-PCFG21X2BOPU	Maple	2269	2410	2551	2767	2999	3236	3468	3734	4233
	21" Pre-Configured Freespan Center Arm Unit - Closed Arm 2 Seat, Guest Backs										
	JOR2-PCFG21X2BCLS	Beech	2109	2252	2394	2606	2821	3052	3282	3549	4030
	JOR2-PCFG21X2BCLS	Maple	2244	2385	2527	2743	2974	3212	3444	3709	4208
	21" Pre-Configured Freespan Center Arm Unit - Closed Arm Urethane Cap 2 Seat, Guest Backs										
	JOR2-PCFG21X2BCLU	Beech	2304	2447	2589	2804	3014	3247	3476	3745	4226
	JOR2-PCFG21X2BCLU	Maple	2438	2578	2723	2936	3167	3406	3638	3904	4402
	21" Pre-Configured Freespan Center Arm Unit - Open Arm 3 Seat, Guest Backs										
	JOR2-PCFG21X3BOPS	Beech	2865	3078	3292	3603	3941	4271	4636	5046	5764
	JOR2-PCFG21X3BOPS	Maple	3073	3292	3504	3822	4181	4564	4946	5310	6029
	21" Pre-Configured Freespan Center Arm Unit - Open Arm Urethane Cap 3 Seat, Guest Backs										
	JOR2-PCFG21X3BOPU	Beech	3124	3336	3549	3862	4201	4527	4894	5304	6024
	JOR2-PCFG21X3BOPU	Maple	3330	3549	3765	4082	4439	4822	5205	5570	6291
	21" Pre-Configured Freespan Center Arm Unit - Closed Arm 3 Seat, Guest Backs										
	JOR2-PCFG21X3BCLS	Beech	3090	3305	3518	3832	4167	4496	4863	5270	5991
	JOR2-PCFG21X3BCLS	Maple	3297	3518	3731	4052	4407	4792	5172	5538	6257
	21" Pre-Configured Freespan Center Arm Unit - Closed Arm Urethane Cap 3 Seat, Guest Backs										
	JOR2-PCFG21X3BCLU	Beech	3349	3565	3775	4088	4427	4753	5121	5529	6249
	JOR2-PCFG21X3BCLU	Maple	3553	3775	3988	4309	4667	5049	5431	5795	6514

ORDERING NOTES:

A drawing showing the configuration of the multiple seating and tables is required with each purchase order.

Combination upholstery (more than one upholstery cover within the same unit) is an option on all Jordan upholstered products. When combination upholstery is with upholstery of the same grade or COM, an upcharge for dual fabrics is **\$31 list** per unit and **\$60 list** per unit for three fabrics. When graded in combination upholstery is selected, use the highest grade upholstery selected or contact Customer Service for a quote -please provide the fabrics specified and a description of where each fabric is to be applied on the product in order to obtain a quote.

Jordan Option Upcharges

	\$ List	\$ List
CAL 133 & Moisture Barrier (per yard)	60	Solid Surface Arm Cap (per pair) - Gr A White
Removable Seat Covers	83	Solid Surface Arm Cap (per pair) - Gr A Color
21" & 24" - Removeable Back Covers	55	Solid Surface Arm Cap (per pair) - Gr B
21" & 24" Cleanable Under-seat Splashguard	38	Solid Surface Arm Cap (per pair) - Gr C
21" & 24" - Removeable Patient Back Covers	83	Kinetic Back option
Non-Marring Glide	35	


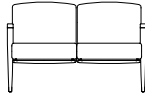

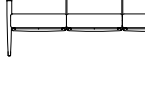


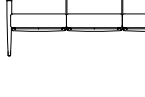
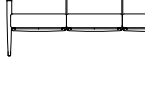
Patient backs are available on pre-configured units, please change the model number JOR2-PCG to JOR2-PCP and add the following upcharges per back:

Fabric Grades	(COM) 1	2	(COL) 3	4	5	6	7	8	9
21" Chair	250	295	339	443	528	588	660	735	808
24" Chair	264	316	357	472	549	631	705	792	874

PRODUCT CODE KEY

Line	Series	Chair Type	Back Type	Size	Unit Style	Arm Type
JOR	2	PCF	G	21X2	A	OPS
Jordan	Chair	Pre-Configured Freespan Multiple Unit	Guest Back		Unit with no Center Arm	Open Arm
			P	21X3	B	OPU
			Patient Back		Unit with Center Arm	Open Arm Urethane Arm Cap
				24X2		CLS
						Closed Arm
				24X3		CLU
						Closed Arm Urethane Arm Cap

JORDAN | MULTIPLE SEATING - FREESPAN UNITS WITH CENTER ARMS

DESCRIPTION/MODEL	Species	COM		COL			FABRIC GRADES			LEATHER	
		1	2	3	4	5	6	7	8	9	
	24" Pre-Configured Freespan Center Arm Unit - Open Arm 2 Seat, Guest Backs										
	JOR2-PCFG24X2BOPS	Beech	2010	2152	2294	2509	2723	2972	3185	3450	3932
	JOR2-PCFG24X2BOPS	Maple	2162	2306	2448	2660	2890	3131	3363	3629	4127
	24" Pre-Configured Freespan Center Arm Unit - Open Arm Urethane Cap 2 Seat, Guest Backs										
	JOR2-PCFG24X2BOPU	Beech	2206	2348	2491	2702	2916	3166	3378	3646	4124
	JOR2-PCFG24X2BOPU	Maple	2356	2500	2642	2855	3087	3324	3554	3821	4321
	24" Pre-Configured Freespan Center Arm Unit - Closed Arm 2 Seat, Guest Backs										
	JOR2-PCFG24X2BCLS	Beech	2180	2323	2466	2679	2890	3140	3354	3621	4103
	JOR2-PCFG24X2BCLS	Maple	2334	2475	2617	2832	3061	3303	3535	3799	4297
	24" Pre-Configured Freespan Center Arm Unit - Closed Arm Urethane Cap 2 Seat, Guest Backs										
	JOR2-PCFG24X2BCLU	Beech	2375	2517	2659	2873	3087	3334	3547	3816	4296
	JOR2-PCFG24X2BCLU	Maple	2525	2670	2811	3026	3255	3496	3724	3994	4493
	24" Pre-Configured Freespan Center Arm Unit - Open Arm 3 Seat, Guest Backs										
	JOR2-PCFG24X3BOPS	Beech	2972	3185	3398	3709	4050	4376	4742	5149	5869
	JOR2-PCFG24X3BOPS	Maple	3193	3416	3629	3950	4305	4689	5071	5453	6155
	24" Pre-Configured Freespan Center Arm Unit - Open Arm Urethane Cap 3 Seat, Guest Backs										
	JOR2-PCFG24X3BOPU	Beech	3232	3444	3657	3970	4306	4636	5001	5410	6128
	JOR2-PCFG24X3BOPU	Maple	3452	3675	3887	4208	4564	4949	5328	5712	6414
	24" Pre-Configured Freespan Center Arm Unit - Closed Arm 3 Seat, Guest Backs										
	JOR2-PCFG24X3BCLS	Beech	3197	3409	3624	3936	4276	4603	4968	5377	6097
	JOR2-PCFG24X3BCLS	Maple	3420	3643	3855	4177	4533	4913	5298	5679	6380
	24" Pre-Configured Freespan Center Arm Unit - Closed Arm Urethane Cap 3 Seat, Guest Backs										
	JOR2-PCFG24X3BCLU	Beech	3455	3670	3883	4195	4534	4863	5227	5636	6355
	JOR2-PCFG24X3BCLU	Maple	3678	3902	4115	4436	4792	5175	5554	5938	6640

ORDERING NOTES:

A drawing showing the configuration of the multiple seating and tables is required with each purchase order.

Combination upholstery (more than one upholstery cover within the same unit) is an option on all Jordan upholstered products. When combination upholstery is with upholstery of the same grade or COM, an upcharge for dual fabrics is **\$31 list** per unit and **\$60 list** per unit for three fabrics. When graded in combination upholstery is selected, use the highest grade upholstery selected or contact Customer Service for a quote -please provide the fabrics specified and a description of where each fabric is to be applied on the product in order to obtain a quote.

Jordan Option Upcharges	\$ List	\$ List	
CAL 133 & Moisture Barrier (per yard)	60	Solid Surface Arm Cap (per pair) - Gr A White	420
Removable Seat Covers	83	Solid Surface Arm Cap (per pair) - Gr A Color	426
21" & 24" - Removeable Back Covers	55	Solid Surface Arm Cap (per pair) - Gr B	448
21" & 24" Cleanable Under-seat Splashguard	38	Solid Surface Arm Cap (per pair) - Gr C	470
21" & 24" - Removeable Patient Back Covers	83	Kinetic Back option	112
Non-Marring Glide	35		

Patient backs are available on pre-configured units, please change the model number JOR2-PCG to JOR2-PCP and add the following upcharges per back:

Fabric Grades	(COM) 1	2	(COL) 3	4	5	6	7	8	9
21" Chair	250	295	339	443	528	588	660	735	808
24" Chair	264	316	357	472	549	631	705	792	874

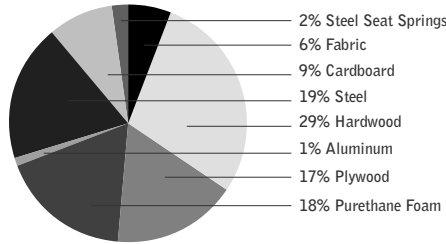
PRODUCT CODE KEY

Line	Series	Chair Type	Back Type	Size	Unit Style	Arm Type
JOR	2	PCF	G	21X2	A	OPS
Jordan	Chair	Pre-Configured	Guest Back Freespan Multiple Unit		Unit with no	Open Arm Center Arm
			P	21X3	B	OPU
			Patient Back		Unit with Center Arm	Open Arm Urethane Arm Cap
				24X2		CLS
						Closed Arm
				24X3		CLU
						Closed Arm Urethane Arm Cap

LEED CI CREDITS



MATERIAL CONTENT:



PRE-CONSUMER RECYCLED CONTENT = 6%

POST-CONSUMER RECYCLED CONTENT = 13%

Up to 28.7% of this Jordan product is recyclable at the end of its useful life.

CONTRIBUTES TO

CREDIT 2.1 - 2.2	Construction Waste Management	1-2 point(s)
CREDIT 3.3	Resource Reuse	1 point
CREDIT 4.1	Recycled Content	1 point
CREDIT 4.5	Low Emitting Materials, Systems & Seating	1 point
CREDIT 5.1	Regional Materials*	1 point
CREDIT 7	Certified Wood (MUST BE REQUESTED)	1 point(s)

*This credit is only applicable if in total 20% of the combined value of the procurement of construction materials and in the furniture are manufactured within a radius of 500 miles. This credit will apply if the installation of the finished product occurs within 500 miles of Kitchener, Ontario.

level® CERTIFICATION, AIR EMISSIONS AND FSC® CERTIFICATION



level® CERTIFICATION

BIFMA's e3 Furniture Sustainability Standard is a voluntary, multi-attribute standard that measures the degree of sustainability of furniture. This standard evaluates product and company environmental attributes and compliance systems in a wide range of elements which include Materials, Energy & Atmosphere, Human & Ecosystem Health and Social Responsibility. Jordan products have earned level®, BIFMA's sustainability certification program for furniture, certification through third-party verification against the e3 standard.



FSC
www.fsc.org
FSC® C021698

The mark of responsible forestry

AIR-EMISSIONS

All Jordan products are supplied with air-emissions certified materials. Contact customer service for information.

FSC®

In 2005, Krug received Forest Stewardship Council® (FSC®) Chain-of-Custody certification for our manufacturing facilities. The FSC® Chain-of-Custody tracks certified wood from seedling to final sale. It signifies that the growth, harvesting and production of goods are entirely achieved through responsible forestry, which guarantees a healthy supply of forest resources for generations to come.



Architects, designers, and building professionals can specify FSC®-certified products in order to achieve a point from the U.S. Green Building Council's Leadership in Energy and Environmental Design (LEED) Rating System.

JORDAN | EASY ACCESS CHAIR - DIMENSIONS & COM REQUIREMENTS

DIMENSIONS

	Overall Width	Overall Depth	Overall Height	Seat Height	Height of Arms from Floor	Footrest Height	Width Between Arms	Seat Depth	Shipping Weight	Cubes
21" Guest	25	28.25	40	24	32	6.75	20.5	19	49	21
24" Guest	28	28.25	40	24	32	6.75	23.5	19	53	21
21" Patient	25	28.25	49.25	24	32	6.75	20.5	19	54	26
24" Patient	28	28.25	49.25	24	32	6.75	23.5	19	58	26

COM YARDAGES - Guest Easy Access Chair

	COM Yardage Seat Only	COM Yardage Back Only	COM Yardage Seat & Back
21" & 24" Guest - One Chair	0.9	1.4	1.6
21" & 24" Guest - Two Chairs	1.3	2.8	3.2
21" & 24" Guest - Three Chairs	2.2	4.2	4.8
21" & 24" Guest - Four Chairs	2.6	5.6	6.4

COM YARDAGES - Patient Guest Easy Access Chair

	COM Yardage Seat Only	COM Yardage Back Only	COM Yardage Seat & Back
21" & 24" Patient - One Chair	0.9	1.9	2.2
21" & 24" Patient - Two Chairs	1.3	3.8	4.2
21" & 24" Patient - Three Chairs	2.2	5.7	6.3
21" & 24" Patient - Four Chairs	2.6	7.6	8.4

JORDAN | EASY ACCESS CHAIR

21" Guest

21" Patient



ORDERING NOTES:

Combination upholstery (more than one upholstery cover within the same unit) is an option on all Jordan upholstered products. When combination upholstery is with upholstery of the same grade or COM, an upcharge for dual fabrics is **\$31 list** per unit and **\$60 list** per unit for three fabrics. When graded in combination upholstery is selected, use the highest grade upholstery selected or contact Customer Service for a quote -please provide the fabrics specified and a description of where each fabric is to be applied on the product in order to obtain a quote.

Jordan Guest Option Upcharges	\$ List	\$ List
CAL 133 & Moisture Barrier (per yard)	60	Solid Surface Arm Cap (per pair) - Gr A White 420
Removable Seat Covers	83	Solid Surface Arm Cap (per pair) - Gr A Color 426
21" & 24" - Removeable Back Covers	55	Solid Surface Arm Cap (per pair) - Gr B 448
21" & 24" Cleanable Under-seat Splashguard	38	Solid Surface Arm Cap (per pair) - Gr C 470
21" & 24" - Removeable Patient Back Covers	83	
Non-Marring Glide	35	


WEIGHT CAPACITIES

Jordan weight capacities are as follows:
Easy Access Chairs (21" & 24") - 350 lbs


FEATURES:


For a complete list of features see [Page 3](#).

JORDAN | EASY ACCESS CHAIR

DESCRIPTION/MODEL	Species	COM		COL			FABRIC GRADES			LEATHER	
		1	2	3	4	5	6	7	8	9	
	21" Guest, Open Arm										
	JOR2-HG21OPS Beech	1555	1599	1644	1738	1835	1930	2025	2119	2252	
	JOR2-HG21OPS Maple	1659	1703	1747	1842	1937	2033	2128	2221	2355	

	24" Guest, Open Arm									
	JOR2-HG24OPS Beech	1607	1651	1695	1790	1886	1981	2077	2172	2304
	JOR2-HG24OPS Maple	1703	1747	1790	1886	1981	2077	2172	2267	2399

	21" Patient, Open Arm									
	JOR2-HP21OPS Beech	1674	1752	1835	1993	2157	2318	2478	2642	2876
	JOR2-HP21OPS Maple	1752	1835	1915	2077	2238	2399	2561	2722	2957

	24" Patient, Open Arm									
	JOR2-HP24OPS Beech	1718	1799	1879	2038	2202	2362	2522	2685	2919
	JOR2-HP24OPS Maple	1790	1872	1952	2114	2275	2435	2597	2758	2991

DESCRIPTION/MODEL	Price
 Metal Footrest Cap JOR2-RHFRC	75

ORDERING NOTES:

For **Urethane Arm Caps**, Please change the "S" in the model number to a "U" and add an upcharge of **\$126 list** per chair.

PRODUCT CODE KEY

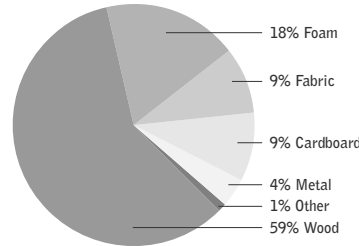
Line	Series	Chair Type	Size	Arm Type
JOR Jordan	2 Chair	HG Easy Access Guest Chair	21	OPS Open Arm
		HP Easy Access Patient Chair	24	OPU Open Arm Urethane Arm Cap

JORDAN | ENVIRONMENTAL SUMMARY

LEED CI CREDITS



MATERIAL CONTENT:



PRE-CONSUMER RECYCLED CONTENT = 2%

POST-CONSUMER RECYCLED CONTENT = 12%

CONTRIBUTES TO

CREDIT 2.1 - 2.2	Construction Waste Management	1-2 point(s)
CREDIT 3.3	Resource Reuse	1 point
CREDIT 4.1	Recycled Content	1 point
CREDIT 4.5	Low Emitting Materials, Systems & Seating	1 point
CREDIT 5.1	Regional Materials*	1 point
CREDIT 7	Certified Wood (MUST BE REQUESTED)	1 point(s)

*This credit is only applicable if in total 20% of the combined value of the procurement of construction materials and in the furniture are manufactured within a radius of 500 miles. This credit will apply if the installation of the finished product occurs within 500 miles of Kitchener, Ontario.

level® CERTIFICATION & AIR-EMISSIONS CERTIFICATION



level® CERTIFICATION

BIFMA's e3 Furniture Sustainability Standard is a voluntary, multi-attribute standard that measures the degree of sustainability of furniture. This standard evaluates product and company environmental attributes and compliance systems in a wide range of elements which include Materials, Energy & Atmosphere, Human & Ecosystem Health and Social Responsibility. Zola products have earned level®, BIFMA's sustainability certification program for furniture, certification through third-party verification against the e3 standard.



The mark of responsible forestry

AIR-EMISSIONS

All Jordan products are supplied air-emissions certified. Contact customer service for information.

FSC®

In 2005, Krug received Forest Stewardship Council® (FSC®) Chain-of-Custody certification for our manufacturing facilities. The FSC® Chain-of-Custody tracks certified wood from seedling to final sale. It signifies that the growth, harvesting and production of goods are entirely achieved through responsible forestry, which guarantees a healthy supply of forest resources for generations to come. Contact customer service for further information, pricing and leadtimes.



Architects, designers, and building professionals can specify FSC®-certified products in order to achieve a point from the U.S. Green Building Council's Leadership in Energy and Environmental Design (LEED) Rating System.

JORDAN | LOUNGE - DIMENSIONS & COM REQUIREMENTS

DIMENSIONS & COM REQUIREMENTS

	Overall Width	Overall Depth	Overall Height	Seat Height	Height of Arms from Floor	Width Between Arms	Seat Depth	Shipping Weight	Cube
One-Seater	29	30.5	34.5	17.25	26	23	20	78	22
Two-seater	52	30.5	34.5	17.25	26	46	20	106	34
Three-seater	75	30.5	34.5	17.25	26	69	20	131	49

COM - YARDAGE REQUIREMENTS

	COM Yardage Entire Unit	COM Yardage Seat Only	COM Yardage Back Only	COM Yardage Arms Only	COM Yardage Kickplate
One-Seat - One Chair	4.6	1.1	1.7	2.9	0.3
One-Seat - Two Chairs	9.2	1.9	2.6	5.8	0.3
One-Seat - Three Chairs	13.8	2.9	4.3	8.7	0.6
One-Seat - Four Chairs	18.4	3.8	5.2	11.6	0.6
Two-Seat - One Chair	6	1.5	2.5	2.9	0.3
Two-Seat - Two Chairs	12	2.94	4.3	5.8	0.6
Two-Seat - Three Chairs	18	4.38	6.8	8.7	0.9
Two-Seat - Four Chairs	24	5.9	8.6	11.6	1.2
Three-Seat - One Chair	7.6	2.1	3.4	2.9	0.6
Three-Seat - Two Chairs	15.2	4.2	6.1	5.8	0.9
Three-Seat - Three Chairs	22.8	6.3	9.5	8.7	1.4
Three-Seat - Four Chairs	30.4	8.4	12.2	11.6	1.7

Note: Some vinyls, leathers & upholsteries are not suitable for application on Jordan seating. Please refer to [page 91](#) for C.O.M approval process.

JORDAN | LOUNGE



ORDERING NOTES:

CONTRASTING BACKS, SEATS & CLOSED ARMS


Combination upholstery (more than one upholstery cover within the same unit) is an option on all Jordan upholstered products. When combination upholstery is with upholstery of the same grade or COM, an upcharge for dual fabrics is **\$31 list** per unit and **\$60 list** per unit for three fabrics. When graded in combination upholstery is selected, use the highest grade upholstery selected or contact Customer Service for a quote -please provide the fabrics specified and a description of where each fabric is to be applied on the product in order to obtain a quote.

Jordan Option Upcharges	\$ List	\$ List
CAL 133 & Moisture Barrier (per yard)	60	Removeable Back Covers - One Seat 148
Removable Seat Covers - one seat	148	Removeable Back Covers - Two Seat 295
Removable Seat Covers - two seat	295	Removeable Back Covers - Three Seat 443
Removable Seat Covers - three seat	443	Solid Surface Arm Cap (per pair) - Gr A White 480
		Solid Surface Arm Cap (per pair) - Gr A Color 490
		Solid Surface Arm Cap (per pair) - Gr B 509
		Solid Surface Arm Cap (per pair) - Gr C 536

WEIGHT CAPACITIES

Jordan weight capacities are as follows:
 One -Seat - 350 lbs
 Two- Seat - 525 lbs
 Three - Seat - 750 lbs

JORDAN | LOUNGE - FEATURES & OPTIONS



CLEAN OUT

Jordan lounge seating models have a built-in clean out feature: a space at the back of the seat that allows dirt debris and liquid to be forced through and fall to the floor for easy clean up and maintenance - designed so that it does not detract from the comfort or appearance of the product.



GLIDES

Jordan Lounge is available with two options for glides - the stainless steel glide, or the white nylon glide. The white nylon glide is ideal on flooring that is easily marked. The stainless comes standard unless the white nylon glide is specified when ordering.



FULL URETHANE ARMS

Jordan full urethane arms have a soft outer skin that enhances comfort and provides excellent grip for safety of ingress and egress. They are highly durable, easy to clean and maintain, and will retain a like-new look even with intensive use. They are available in three colors; Taupe, Grey and Black.



LEGS

Jordan Lounge are available with wood legs - in either Beech or Maple, as well as in three urethane color options; Black, Grey and Taupe. Two options exist for glides on the Jordan Lounge. The white nylon glides are ideal for use on flooring that is easily marked. The stainless steel glides should be utilized for all other types floor surfaces.

WEIGHT CAPACITIES

Jordan weight capacities are as follows:

- One -Seat - 350 lbs
- Two- Seat - 525 lbs
- Three - Seat - 750 lbs

CUSTOM CAPABILITIES

Modifications in dimension, seat and back shape or thickness, and other modifications are possible with Krug's capability to customize for specific requirements and needs. We can also provide custom finishes.

FINISH DURABILITY

The Krug Enduraguard finish, a proprietary catalyzed varnish formulation, has been repeatedly shown, through independent laboratory testing, to be the industry leader in durability and abrasion resistance. The Krug finish looks better longer than competitors, and is uniquely suited to the demands of healthcare environments.

LATEX FREE

Krug products are made with latex-free materials to prevent the allergic reaction that latex causes in some people.

OPTIONS

SOLID SURFACE ARM CAP

The optional Solid Surface Arm Cap provides enhanced durability, protection and cleanability for the arms. This is field replaceable if this becomes damaged or degraded and is available in 8 standard colors. See [page 94](#) for color selection.

COMBINATION UPHOLSTERY

More than one upholstery cover within the same unit, is an option on all Jordan upholstered products. When combination upholstery is with upholstery of the same grade or COM, an upcharge for dual fabrics is **\$31 list** per unit and **\$60 list** per unit for three fabrics. When graded in combination upholstery is selected, use the highest grade upholstery selected or contact Customer Service for a quote -please provide the fabrics specified and a description of where each fabric is to be applied on the product in order to obtain a quote.

MOISTURE BARRIER & CAL 133

California Technical Bulletin 133 is a flammability test for seating. Krug offers a compliance method, in combination with non-flammable upholstery covers, may enable products to meet certification requirements for this test. This process at the same time also provides the products with a Moisture Barrier - a treatment that helps to prevent the passage of liquids and moisture to inside of the upholstered components - thereby conferring sanitary and anti-infection benefits. So when CAL 133 is specified, the product also automatically has a Moisture Barrier, and when a Moisture Barrier is specified, the product also features the compliance method and low flammability features of CAL 133.

The application of this up-charge and the compliance method does not mean that the specific configuration of product and upholstery cover are tested and officially certified as being CAL133 compliant. If the official certification is required, Krug will provide this (through an independent certified testing laboratory) at a charge of \$852 per item, plus the cost of the product to be tested. Lead time for certification testing is typically 4-8 weeks. Moisture Barrier & CAL 133 is available for an upcharge of **\$60 list** per yard.







REMOVABLE AND REPLACEABLE COVERS

Jordan Lounge Chairs are available with a Removable Seat & Back Covers.

ADDITIONAL FEATURES

- Lifetime warranty
- air-emissions certified
- Spring seat construction, providing exceptional comfort and longer life for seat foam.
- Mortise and tenon frame construction, for optimal strength in wood joinery.
- Jordan sets a new standard for comfort and ergonomics in healthcare seating. Designed for ergonomically-correct posture and long-term sitting comfort, with contoured back and seat molds. Multi-density foam, provides lumbar, thoracic and pelvic support, while encouraging a healthy sitting posture.
- Large, rounded arms provide support for safe and easy ingress and egress.
- Certified to meet CTB 133/ ASTM E-1537 with appropriate fabrics

JORDAN | LOUNGE

DESCRIPTION/MODEL	Species	COM		COL			FABRIC GRADES			LEATHER	
		1	2	3	4	5	6	7	8	9	
 One-Seat One-Seat, Upholstered Arm JOR3-1UPH Beech/Urethane JOR3-1UPH Maple		1761	1940	2172	2578	3007	3435	3861	4287	4980	
		1815	1991	2224	2634	3059	3488	3912	4341	5034	
 One-Seat One-Seat, Wood Arm JOR3-1WOD Beech/Urethane JOR3-1WOD Maple		1940	2117	2349	2758	3185	3612	4038	4466	5158	
		2010	2189	2420	2829	3255	3681	4109	4538	5229	
 One-Seat One-Seat, Wood Arm with Urethane Arm Cap JOR3-1URE Beech/Urethane JOR3-1URE Maple		2078	2257	2489	2896	3322	3750	4178	4603	5299	
		2149	2328	2558	2965	3395	3820	4249	4675	5368	
 One-Seat One-Seat, Full Urethane Arm JOR3-1FUR Beech/Urethane JOR3-1FUR Maple		1786	1963	2194	2604	3032	3458	3884	4310	5005	
		1824	2005	2234	2643	3069	3496	3923	4351	5043	
 Two-Seat Two-Seat, Upholstered Arm JOR3-2UPH Beech/Urethane JOR3-2UPH Maple		2466	2716	3131	3629	4127	4624	5125	5621	6494	
		2501	2749	3167	3665	4163	4661	5158	5658	6528	
 Two-Seat Two-Seat, Wood Arm JOR3-2WOD Beech/Urethane JOR3-2WOD Maple		2651	2903	3309	3807	4305	4804	5301	5800	6670	
		2723	2972	3379	3879	4376	4876	5372	5869	6741	

Jordan Option Upcharges

	\$ List		\$ List
CAL 133 & Moisture Barrier (per yard)	60	Solid Surface Arm Cap (per pair) - Gr A White	480
Removable Seat Covers - one seat	148	Solid Surface Arm Cap (per pair) - Gr A Color	490
Removable Seat Covers - two seat	295	Solid Surface Arm Cap (per pair) - Gr B	509
Removeable Back Covers - One Seat	148	Solid Surface Arm Cap (per pair) - Gr C	536
Removeable Back Covers - Two Seat	295		
Non-Marring Glide	35		



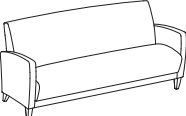
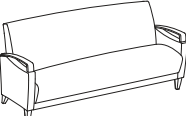
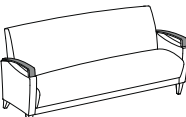
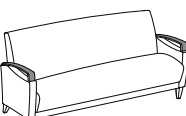
ORDERING NOTES:

Jordan lounge chairs are available with Beech or Maple wood legs or Black, Grey or Taupe Urethane legs at no additional charge.

PRODUCT CODE KEY

Line	Series	Size	Arm Type
JOR Jordan	3 Lounge Seating	1 One-Seat	WOD Wood Arm
		2 Two-Seat	UPH Upholstered Arm
		3 Three-Seat	URE Urethane Arm Cap
			FUR Full Urethane Arm

JORDAN | LOUNGE

DESCRIPTION/MODEL	Species	COM		COL			FABRIC GRADES			LEATHER	
		1	2	3	4	5	6	7	8	9	
 Two-Seat Two-Seat, Wood Arm with Urethane Arm Cap JOR3-2URE Beech/Urethane JOR3-2URE Maple		2791	3039	3447	3946	4442	4941	5441	5938	6810	
		2861	3110	3519	4016	4516	5013	5511	6009	6879	
 Two-Seat Two-Seat, Full Urethane Arm JOR3-2FUR Beech/Urethane JOR3-2FUR Maple		2497	2746	3154	3652	4151	4648	5147	5645	6515	
		2538	2785	3193	3693	4189	4689	5184	5683	6556	
 Three-Seat Three-Seat, Upholstered Arm JOR3-3UPH Beech/Urethane JOR3-3UPH Maple		3549	3896	4305	5017	5764	6511	7257	8002	9230	
		3603	3950	4359	5071	5817	6564	7311	8058	9286	
 Three-Seat Three-Seat, Wood Arm JOR3-3WOD Beech/Urethane JOR3-3WOD Maple		3738	4075	4482	5195	5942	6689	7436	8182	9409	
		3896	4234	4643	5353	6101	6850	7595	8343	9571	
 Three-Seat Three-Seat, Wood Arm with Urethane Arm Cap JOR3-3URE Beech/Urethane JOR3-3URE Maple		3877	4212	4621	5333	6080	6828	7574	8321	9548	
		4034	4373	4782	5493	6240	6989	7734	8481	9707	
 Three-Seat Three-Seat, Full Urethane Arm JOR3-3FUR Beech/Urethane JOR3-3FUR Maple		3581	3919	4329	5039	5788	6535	7280	8029	9255	
		3709	4049	4456	5168	5914	6663	7409	8156	9385	

Jordan Option Upcharges

	\$ List		\$ List
CAL 133 & Moisture Barrier (per yard)	60	Solid Surface Arm Cap (per pair) - Gr A White	480
Removable Seat Covers - two seat	295	Solid Surface Arm Cap (per pair) - Gr A Color	490
Removable Seat Covers - three seat	443	Solid Surface Arm Cap (per pair) - Gr B	509
Removeable Back Covers - Two Seat	295	Solid Surface Arm Cap (per pair) - Gr C	536
Removeable Back Covers - Three Seat	443		
Non-Marring Glide	35		

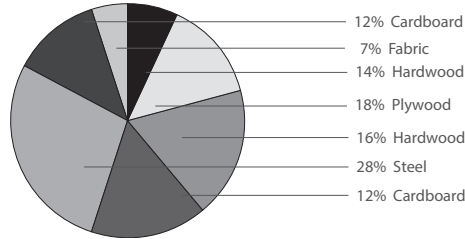
PRODUCT CODE KEY

Line	Series	Size	Arm Type
JOR Jordan	3 Lounge Seating	1 One-Seat	WOD Wood Arm
		2 Two-Seat	UPH Upholstered Arm
		3 Three-Seat	URE Urethane Arm Cap
			FUR Full Urethane Arm

LEED CI CREDITS



MATERIAL CONTENT:



PRE-CONSUMER
RECYCLED CONTENT = 8.08%

POST-CONSUMER
RECYCLED CONTENT = 18.15%

Up to 40% of this Jordan product is recyclable at the end of its useful life.

CONTRIBUTES TO		
CREDIT 2.1 - 2.2	Construction Waste Management	1-2 point(s)
CREDIT 3.3	Resource Reuse	1 point
CREDIT 4.1	Recycled Content	1 point
CREDIT 4.2	Recycled Content	1 point
CREDIT 4.5	Low Emitting Materials, Systems & Seating	1 point
CREDIT 5.1	Regional Materials*	1 point
CREDIT 7	Certified Wood (MUST BE REQUESTED)	1 point(s)

*This credit is only applicable if in total 20% of the combined value of the procurement of construction materials and in the furniture are manufactured within a radius of 500 miles. This credit will apply if the installation of the finished product occurs within 500 miles of Kitchener, Ontario.

level® CERTIFICATION, AIR-EMISSIONS AND FSC® CERTIFICATION



level® CERTIFICATION

BIFMA's e3 Furniture Sustainability Standard is a voluntary, multi-attribute standard that measures the degree of sustainability of furniture. This standard evaluates product and company environmental attributes and compliance systems in a wide range of elements which include Materials, Energy & Atmosphere, Human & Ecosystem Health and Social Responsibility. Jordan products have earned level®, BIFMA's sustainability certification program for furniture, certification through third-party verification against the e3 standard.



FSC
www.fsc.org
FSC® C021899

The mark of responsible forestry

AIR-EMISSIONS

All Jordan products are supplied air-emissions certified. Contact customer service for information and upcharges.

FSC®

In 2005, Krug received Forest Stewardship Council® (FSC®) Chain-of-Custody certification for our manufacturing facilities. The FSC® Chain-of-Custody tracks certified wood from seedling to final sale. It signifies that the growth, harvesting and production of goods are entirely achieved through responsible forestry, which guarantees a healthy supply of forest resources for generations to come. Contact customer service for further information, pricing and leadtimes.



In addition, architects, designers, and building professionals can specify FSC®-certified products in order to achieve a point from the U.S. Green Building Council's Leadership in Energy and Environmental Design (LEED) Rating System.

JORDAN | BENCHES - DIMENSIONS & COM REQUIREMENTS

DIMENSIONS

	Overall Width	Overall Depth	Overall Height	Seat Height	Height of Arms from Floor	Width Between Arms	Seat Depth	Shipping Weight	Cubes
21" One-Seater	25	24	22	19	22	20.5	24	35	10
24" One-Seater	28	24	22	19	22	23.5	24	37	11
30" One-Seater Plus	34	24	22	19	22	29.5	24	42	13
48" Two-seater	52.5	24	22	19	22	48	24	65	19.5
72" Three-seater	77	24	22	19	22	72.75	24	91	28

COM YARDAGES

	COM Yardage Complete Unit	Yardage Per Bench - Per Complete Unit	COM Yardage Closed Arm Panel Only	Yardage Per Bench - Closed Arm Panel Only
21" One-Seater	1.1	1.1	0.5	0.5
21" One-Seater (2 units)	1.8	1.1	1	0.5
21" One-Seater (3 units)	2.1	1.1	1.5	0.5
21" One-Seater (4 units)	3.4	1.1	2	0.5
24" One-Seater	1.1	1.1	0.5	0.5
24" One-Seater (2 units)	1.8	1.1	1	0.5
24" One-Seater (3 units)	2.1	1.1	1.5	0.5
24" One-Seater (4 units)	3.4	1.1	2	0.5
30" One-Seater Plus	1.8	1.8	0.5	0.5
30" One-Seater Plus (2 units)	3.6	1.8	1	0.5
30" One-Seater Plus (3 units)	5.4	1.8	1.5	0.5
30" One-Seater Plus (4 units)	7.2	1.8	2	0.5
48" Two-seater	1.8	1.8	0.5	0.5
48" Two-seater (2 units)	3.6	1.8	1	0.5
48" Two-seater (3 units)	5.4	1.8	1.5	0.5
48" Two-seater (4 units)	7.2	1.8	2	0.5
72" Three-seater	2.1	2.1	0.5	0.5
72" Three-seater (2 units)	3.9	2.1	1	0.5
72" Three-seater (3 units)	5.4	2.1	1.5	0.5
72" Three-seater (4 units)	7.8	2.1	2	0.5

ORDERING NOTES:

Combination upholstery (more than one upholstery cover within the same unit) is an option on all Jordan upholstered products. When combination upholstery is with upholstery of the same grade or COM, an upcharge for dual fabrics is **\$31 list** per unit and **\$60 list** per unit for three fabrics. When graded in combination upholstery is selected, use the highest grade upholstery selected or contact Customer Service for a quote -please provide the fabrics specified and a description of where each fabric is to be applied on the product in order to obtain a quote.

Jordan Bench Option Upcharges

\$ List

CAL 133 & Moisture Barrier (per yard)	60
Removable Seat Covers - 21"	97
Removable Seat Covers - 24"	107
Removable Seat Covers - 30"	134
Removable Seat Covers - 48"	145
Removable Seat Covers - 72"	249

Replacement seat covers can be quickly installed on Jordan products that were originally ordered with the Replaceable cover option. Replacement seat covers can also be installed on Jordan products that were not originally ordered with the Replaceable cover option, with some simple staple removal on the original seat.

WEIGHT CAPACITIES

Jordan weight capacities are as follows:

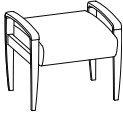
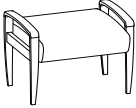



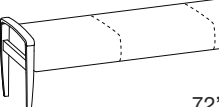


21" & 24" Bench - 350 lbs

30" Bench - 750 lbs

48" Bench - 525 lbs per unit

72" Bench - 750 lbs per unit

JORDAN | BENCHES

DESCRIPTION/MODEL	Species	COM		COL		FABRIC GRADES			LEATHER		
		1	2	3	4	5	6	7	8	9	
	21" Open Arm										
	JOR5-B21OPS	Beech	1057	1102	1144	1234	1320	1409	1497	1585	1718
	JOR5-B21OPS	Maple	1144	1189	1234	1320	1409	1497	1585	1674	1805
	21" Closed Arm										
	JOR5-B24CLS	Beech	1336	1395	1452	1571	1687	1805	1922	2038	2187
	JOR5-B24CLS	Maple	1424	1482	1542	1659	1775	1892	2010	2128	2304
	24" Open Arm										
	JOR5-B24OPS	Beech	1116	1160	1205	1291	1379	1470	1555	1644	1775
	JOR5-B24OPS	Maple	1205	1248	1291	1379	1470	1555	1644	1732	1892
	24" Closed Arm										
	JOR5-B24CLS	Beech	1395	1452	1514	1629	1747	1862	1981	2101	2259
	JOR5-B24CLS	Maple	1482	1542	1599	1718	1835	1952	2069	2187	2348
	30" Plus Open Arm										
	JOR5-B30OPS	Beech	1285	1358	1430	1564	1695	1827	1959	2091	2310
	JOR5-B30OPS	Maple	1379	1452	1526	1659	1790	1922	2055	2187	2421
	30" Plus Closed Arm										
	JOR5-B30CLS	Beech	1564	1651	1738	1886	2033	2178	2325	2473	2700
	JOR5-B30CLS	Maple	1659	1747	1835	1981	2128	2275	2421	2568	2804
	48" Two-seater Open Arm										
	JOR5-B48OPS	Beech	1497	1571	1644	1775	1908	2038	2172	2304	2522
	JOR5-B48OPS	Maple	1592	1666	1738	1872	2005	2136	2267	2399	2618
	48" Two-seater Closed Arm										
	JOR5-B48CLS	Beech	1775	1862	1952	2101	2245	2392	2539	2685	2919
	JOR5-B48CLS	Maple	1872	1959	2047	2192	2340	2488	2634	2780	3014
	72" Three-seater Open Arm										
	JOR5-B72OPS	Beech	1805	1892	1981	2157	2334	2509	2685	2861	3153
	JOR5-B72OPS	Maple	1892	1981	2069	2245	2421	2597	2773	2950	3242
	72" Three-seater Closed Arm										
	JOR5-B72CLS	Beech	2083	2202	2318	2551	2787	3022	3257	3491	3815
	JOR5-B72CLS	Maple	2172	2288	2407	2642	2876	3110	3346	3579	3903

PRODUCT CODE KEY

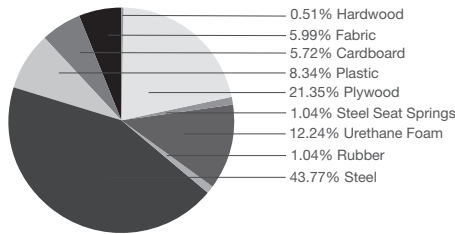
Line	Series	Chair Type	Size	Arm Type
JOR	5	B	21	OPS
Jordan		Bench	24	Open Arm
			30	CLS
			48	Closed Arm
			72	

JORDAN | ENVIRONMENTAL SUMMARY

LEED CI CREDITS



MATERIAL CONTENT:



PRE-CONSUMER
RECYCLED CONTENT = 11.21%

POST-CONSUMER
RECYCLED CONTENT = 15.06%

Up to 49.5% of this Jordan product is recyclable at the end of its useful life.

CONTRIBUTES TO

CREDIT 2.1 - 2.2	Construction Waste Management	1-2 point(s)
CREDIT 3.3	Resource Reuse	1 point
CREDIT 4.1	Recycled Content	1 point
CREDIT 4.2	Recycled Content	1 point
CREDIT 4.5	Low Emitting Materials, Systems & Seating	1 point
CREDIT 5.1	Regional Materials*	1 point
CREDIT 7	Certified Wood (MUST BE REQUESTED)	1 point(s)

*This credit is only applicable if in total 20% of the combined value of the procurement of construction materials and in the furniture are manufactured within a radius of 500 miles. This credit will apply if the installation of the finished product occurs within 500 miles of Kitchener, Ontario.

level® CERTIFICATION & AIR-EMISSIONS CERTIFICATION



level® CERTIFICATION

BIFMA's e3 Furniture Sustainability Standard is a voluntary, multi-attribute standard that measures the degree of sustainability of furniture. This standard evaluates product and company environmental attributes and compliance systems in a wide range of elements which include Materials, Energy & Atmosphere, Human & Ecosystem Health and Social Responsibility. Jordan products have earned level®, BIFMA's sustainability certification program for furniture, certification through third-party verification against the e3 standard.



FSC
www.fsc.org
FSC® C021699

The mark of responsible forestry

AIR-EMISSIONS

All Active Patient Recliner products are supplied air-emissions certified. Contact customer service for information.

FSC®

In 2005, Krug received Forest Stewardship Council® (FSC®) Chain-of-Custody certification for our manufacturing facilities. The FSC® Chain-of-Custody tracks certified wood from seedling to final sale. It signifies that the growth, harvesting and production of goods are entirely achieved through responsible forestry, which guarantees a healthy supply of forest resources for generations to come. Jordan and other Krug products can be specified with FSC® Certification.



Architects, designers, and building professionals can specify FSC®-certified products in order to achieve a point from the U.S. Green Building Council's Leadership in Energy and Environmental Design (LEED) Rating System.

JORDAN | ACTIVE PATIENT RECLINER - DIMENSIONS & COM REQUIREMENTS

DIMENSIONS

	Overall Width (incl. handle)	Overall Width (incl. handle) w/ Accessories	Overall Depth (upright)	Overall Depth when Reclined	Overall Height	Seat Height	Height of Arms from Floor	Width Between Arms	Seat Depth	Shipping Weight	Cube
21"	30.5	34.5	27	57	43.5	18.5	26	20.5	19	92	19
24"	33.5	37.5	27	57	43.5	18.5	26	23.5	19	99	24

COM REQUIREMENTS

	COM Yardage Complete Unit	COM Yardage Seat Only	COM Yardage Back Only	COM Yardage Seat & Back	COM Yardage Arm Panel Only	COM Yardage Ottoman
21"						
One Chair	4.88	0.9	1.3	2	2.7	0.5
Two Chair	9.8	1.3	2	3.2	4.3	0.5
Three Chair	14.7	2.1	3	5.2	5.9	0.9
Four Chair	19.6	2.5	5.1	6.9	8	0.9
24"						
One Chair	5.14	0.9	2	2	2.7	0.7
Two Chair	4.9	1.3	3.1	3.9	4.3	0.9
Three Chair	14.7	2.1	4.2	6	5.9	1.4
Four Chair	19.6	2.5	5.3	7.5	8	1.8

ORDERING NOTES: Combination upholstery (more than one upholstery cover within the same unit) is an option on all Jordan upholstered products. When combination upholstery is with upholstery of the same grade or COM, an upcharge for dual fabrics is **\$31 list** per unit and **\$60 list** per unit for three fabrics. When graded in combination upholstery is selected, use the highest grade upholstery selected or contact Customer Service for a quote - please provide the fabrics specified and a description of where each fabric is to be applied on the product in order to obtain a quote.

Active Patient Recliner Option Upcharges	\$ List	\$ List
Moisture Barrier & CAL 133 (per yard)	60	Solid Surface Arm Cap (per pair) - Gr A White
Ottoman Poly Cover	72	Solid Surface Arm Cap (per pair) - Gr A Color
Push Bar	196	Solid Surface Arm Cap (per pair) - Gr B
Removable Seat Cover	113	Solid Surface Arm Cap (per pair) - Gr C
Removable Back Cover	127	Patient Transfer Arm
IV Pole and Holder	352	Thermal Comfort
Flip Up Tablet	387	
Swing Away Tablet	426	

JORDAN | ACTIVE PATIENT RECLINER - FEATURES



INDEPENDENT BACK & OTTOMAN MECHANISMS

Two independent mechanisms provide a greater range of function and positions for the Active Patient Recliner: the back can be upright or reclined, independent of the ottoman which can be closed or extended separately from the back.



OTTOMAN ACTIVATION

The adjustment lever is situated to allow both the user and the caregiver to safely operate the ottoman function of the mechanism. The ottoman is generously padded for comfort, and can be given added protection with the optional Ottoman Protective Cover.



BACK ACTIVATION LEVER

The Active Patient Recliner comes with the back adjustment lever which creates an infinite number of back adjustments within the chair. The back adjustment lever comes in a black plastic finish, and is located on the left hand side (when facing the chair) and on the caregiver side of the arm.

ARM OPTIONS

Arms have urethane arm caps. The textured urethane provides enhanced durability and protection for the arms and is available in three color options; Black, Grey and Taupe. Please specify color when ordering. The urethane arm cap is field replaceable if damaged or degraded.

LATEX FREE

Krug products are made with latex-free materials to prevent the allergic reaction that latex causes in some people.

WEIGHT RATINGS

The Active Patient Recliner has a maximum weight rating of 350 lbs, under normal use (i.e. no excessive force in the use of the product). The ottoman mechanism itself will accept weight to a maximum of 60 lbs (above which it will drop down). The ottoman is designed as a leg rest only, and not designed to accept sitting or standing.

JORDAN | ACTIVE PATIENT RECLINER - OPTIONS



PUSH BAR

The optional push bar is ergonomically designed to assist care-giving staff in the movement and operation of the recliner, and reduce back strain on the caregiver.



IV POLE & HOLDER

The IV Pole is height adjustable (in a range of 27"), and can be added in the field. It can be located in three locations (left front only or right front or back as facing) - if ordered with the recliner, the location must be specified at time of order.



SWING AWAY TABLET

The Swing Away Tablet (24" x 14 3/4" x 3/4") is designed to be easily operated by the caregiver or user. The break away design allows for the tablet to be easily pushed away from the user in an emergency to gain quick access to the patient. The tablet has the ability to swing up and fold over and rotates 180 degrees. The kidney-shaped design is ideal for use as an eating, writing or work surface. The Swing Away Tablet is specified right handed based on a position facing the unit.



FLIP UP TABLET

The Flip Up Tablet's size is 18" x 14" x 3/4", and it is located on the right side based on a position facing the unit. It is available in Beech and Maple Veneer, as well as Plastic Laminate with a Polymer edge. It folds flat (protruding 3" from the side of the recliner when flat).



THERMAL COMFORT

Providing warmth to patients undergoing chemotherapy and other treatments can be vitally important. Thermal Comfort is operated with a hand-held controller located on the inside of the arm (please specify right hand side or left hand side -facing). It provides two heat zones: one in the seat and one in the back. Back and seat zones can be controlled independently, at a high or low heat setting. Thermal Comfort features a safety time-out that automatically shuts off heat after 30 minutes of use. Access to a 110/120 volt, 15 amp(min) electrical outlet is required.



CASTERS

Four heavy-duty 3" diameter soft wheel casters are standard on the recliner. The front casters are inline and locking; the rear casters are swivel and not visible. This combination provides a noticeable and user-friendly ease of steering when the recliner is being moved. Casters are field-replaceable if damaged.



OTTOMAN PROTECTIVE COVER

This optional clear protective cover is sewn into (and over top of) the lower portion of the upholstered ottoman, providing a layer of protection from marring and damage caused by footwear, cleaning and medical equipment, etc. It has an anti-fog additive to maintain clarity, and is resistant to cleaning solutions.



PATIENT TRANSFER ARM

The Patient Transfer Arm is designed to fold down where the arm is level with the chair seat. This design allows the caregiver to easily transport patients from the chair to bed or wheelchair. The arm is folded down by accessing the adjustment lever at the side of the chair. The Patient Transfer Arm can only be specified in a right handed position based on facing the unit.



SOLID SURFACE ARM CAP

The optional Solid Surface Arm Cap provides enhanced durability, protection and cleanability for the arms. This is field replaceable if this becomes damaged or degraded and is available in 8 standard colors. See [page 94](#) for color selection.



COMBINATION UPHOLSTERY OPTION

When combination upholstery is required with upholstery of the same grade or COM, an upcharge for dual fabrics is **\$31 list** per unit and **\$60 list** per unit for three fabrics. When graded in combination upholstery is selected, use the highest grade upholstery selected or contact Customer Service for a quote - please provide the fabrics specified and a description of where each fabric is to be applied on the product in order to obtain a quote.



REMOVABLE COVERS AND REPLACEMENT COMPONENTS

Active Patient Recliners are available with Removable Seat Covers for an upcharge of **\$113 list** per seat. Active Patient Recliners are available with Removable Back Covers for an upcharge of **\$127 list** per back. Removable seat and back covers can be quickly installed on products that were originally ordered with the Removable Cover Option. Removable seat and back covers can also be installed on products that were not originally ordered with the Removable Cover Option, with some simple staple removal on the original seats and backs.

MOISTURE BARRIER & CAL 133

California Technical Bulletin 133 is a flammability test for seating. Krug offers a compliance method, in combination with non-flammable upholstery covers, may enable products to meet certification requirements for this test. This process at the same time also provides the products with a Moisture Barrier - a treatment that helps to prevent the passage of liquids and moisture to inside of the upholstered components - thereby conferring sanitary and anti-infection benefits. So when CAL 133 is specified, the product also automatically has a Moisture Barrier, and when a Moisture Barrier is specified, the product also features the compliance method and low flammability features of CAL 133. The application of this up-charge and the compliance method does not mean that the specific configuration of product and upholstery cover are tested and officially certified as being CAL133 compliant. If the official certification is required, Krug will provide this (through an independent certified testing laboratory) at a charge of \$852 per item, plus the cost of the product to be tested. Lead time for certification testing is typically 4-8 weeks. Moisture Barrier & CAL 133 is available for an upcharge of **\$60 list** per yard.

JORDAN | ACTIVE PATIENT RECLINER

DESCRIPTION	MODEL	COM		COL		FABRIC GRADES			LEATHER	
		1	2	3	4	5	6	7	8	9



Active Patient Recliner, 21", no options JOR6APR210000	2767	2916	3070	3281	3524	3739	3980	4284	4588
---	------	------	------	------	------	------	------	------	------



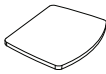
Active Patient Recliner, 21", with Ottoman Poly Cover JOR6APR210010	2835	2987	3139	3351	3595	3807	4051	4354	4659
--	------	------	------	------	------	------	------	------	------

ORDERING NOTE: Options can be selected and added to the pre-configured models, using the pricing below



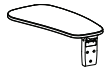
Active Patient Recliner, 21", with Push bar JOR6APR210001	2957	3108	3262	3473	3717	3930	4172	4475	4779
--	------	------	------	------	------	------	------	------	------

ORDERING NOTE: Options can be selected and added to the pre-configured models, using the pricing below



Active Patient Recliner, 21", with Flip up Tablet JOR6APR212000	3151	3304	3455	3668	3910	4123	4368	4671	4974
--	------	------	------	------	------	------	------	------	------

ORDERING NOTE: Options can be selected and added to the pre-configured models, using the pricing below



Active Patient Recliner, 21", with Swing Away Tablet JOR6APR211000	3191	3345	3496	3708	3951	4163	4407	4712	5013
---	------	------	------	------	------	------	------	------	------

ORDERING NOTE: Options can be selected and added to the pre-configured models, using the pricing below



Active Patient Recliner, 21", with Thermal Comfort JOR6APR210100	3569	3720	3873	4084	4329	4541	4783	5087	5392
---	------	------	------	------	------	------	------	------	------

ORDERING NOTE: Options can be selected and added to the pre-configured models, using the pricing below


Active Patient Recliner Option Upcharges	\$ List	\$ List
Moisture Barrier & CAL 133 (per yard)	60	Solid Surface Arm Cap (per pair) - Gr A White
Ottoman Poly Cover	72	Solid Surface Arm Cap (per pair) - Gr A Color
Push Bar	193	Solid Surface Arm Cap (per pair) - Gr B
Removable Seat Cover	113	Solid Surface Arm Cap (per pair) - Gr C
Removable Back Cover	127	Patient Transfer Arm
IV Pole and Holder	352	Thermal Comfort
Flip Up Tablet	387	
Swing Away Tablet	426	

Note: To change Urethane arm cap to Solid Surface option add an "S" to the model number and the upcharge above.

PRODUCT CODE KEY


Line	Series	Chair Type	Size	Tablets	Thermal Comfort	Ottoman	Push bar
JOR	6	APR	21	0	0	0	0
Jordan	Motion	Recliner		None	None	No Cover	None
			24	1	1	1	1
				Swing	Thermal Comfort	Poly Cover	Push bar Included
				2			
				Flip up Tablet			

JORDAN | ACTIVE PATIENT RECLINER

DESCRIPTION	MODEL	COM		COL		FABRIC GRADES			LEATHER		
		1	2	3	4	5	6	7	8	9	
	Active Patient Recliner, 24", no options	JOR6APR240000	2812	2972	3131	3356	3612	3835	4090	4413	4731

	Active Patient Recliner, 24", with Ottoman Poly Cover	JOR6APR240010	2881	3042	3204	3426	3681	3905	4162	4481	4801
---	---	---------------	------	------	------	------	------	------	------	------	------

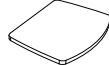
ORDERING NOTE: Options can be selected and added to the pre-configured models, using the pricing below

	Active Patient Recliner, 24", with Push bar	JOR6APR240001	3003	3164	3322	3546	3803	4027	4283	4603	4923
--	---	---------------	------	------	------	------	------	------	------	------	------




ORDERING NOTE: Options can be selected and added to the pre-configured models, using the pricing below

	Active Patient Recliner, 24", with Flip up Tablet	JOR6APR242000	3196	3357	3517	3743	3998	4219	4476	4797	5116
--	---	---------------	------	------	------	------	------	------	------	------	------




ORDERING NOTE: Options can be selected and added to the pre-configured models, using the pricing below

	Active Patient Recliner, 24", with Swing Away Tablet	JOR6APR241000	3237	3399	3555	3781	4038	4261	4518	4838	5158
--	--	---------------	------	------	------	------	------	------	------	------	------



ORDERING NOTE: Options can be selected and added to the pre-configured models, using the pricing below

	Active Patient Recliner, 24", with Thermal Comfort	JOR6APR240100	3614	3774	3934	4160	4415	4638	4895	5215	5535
---	--	---------------	------	------	------	------	------	------	------	------	------

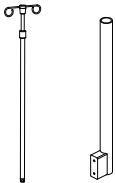
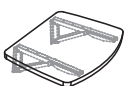
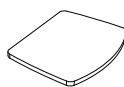
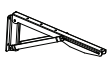
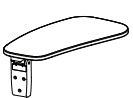



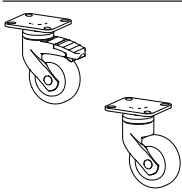
ORDERING NOTE: Options can be selected and added to the pre-configured models, using the pricing below

Active Patient Recliner Option Upcharges	\$ List		\$ List
Moisture Barrier & CAL 133 (per yard)	60	Solid Surface Arm Cap (per pair) - Gr A White	420
Ottoman Poly Cover	72	Solid Surface Arm Cap (per pair) - Gr A Color	426
Push Bar	193	Solid Surface Arm Cap (per pair) - Gr B	448
Removable Seat Cover	113	Solid Surface Arm Cap (per pair) - Gr C	470
Removable Back Cover	127	Patient Transfer Arm	825
IV Pole and Holder	352	Thermal Comfort	860
Flip Up Tablet	387	Note: To change Urethane arm cap to Solid Surface option add an "S" to the model number and the upcharge above.	
Swing Away Tablet	426		

PRODUCT CODE KEY

Line	Series	Chair Type	Size	Tablets	Thermal Comfort	Ottoman	Push bar
JOR	6	APR	21	0	0	0	0
Jordan	Motion	Recliner		None	None	No Cover	None
			24	1	1	1	1
				Swing	Thermal Comfort	Poly Cover	Push bar Included
				2			
				Flip up Tablet			

JORDAN | ACTIVE PATIENT RECLINER ACCESSORIES & REPLACEMENT COMPONENTS

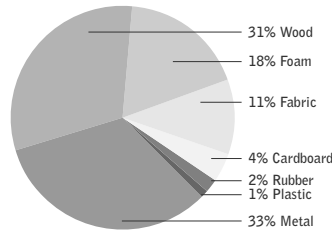
DESCRIPTION	MODEL	PRICE		WEIGHT	CUBES
	IV Pole JOR8-RCRIP	271		3.8	1.4
	IV Pole Holder JOR8-RCRIPB	81		2	0.2
	Flip Up Tablet with brackets JOR8-RCRTK (wood or laminate)	387		6.6	1.6
	Flip Up Tablet JOR8-RCRT (wood or laminate)	310	18"w x 14"d x .75"h	5.8	1.4
	Flip Up Tablet Bracket JOR8-RCRTH	111		0.8	0.2
	Swing Away Tablet with Mechanism JOR8-SRST (wood or laminate)	426	24"w x 14.75"d x .75"h	20	1.2
	Swing Away Tablet Only JOR8-SRRT (wood or laminate)	221		7	0.8
	Swing Away Tablet Mechanism Only JOR8-SRRTH	280		13	1
	Push Bar JOR8-SRRPB	191		2	0.3
	In-line Front caster – Locking JOR6-APRRCASFL	43		2	0.2
	Swivel Rear caster – Locking JOR6-APRRCASRL	94		2	0.2
	Swivel Rear caster – Non-locking JOR6-APRRCASRN	89		2	0.2

JORDAN | ENVIRONMENTAL SUMMARY

LEED CI CREDITS



MATERIAL CONTENT:



PRE-CONSUMER
RECYCLED CONTENT = 6.5%

POST-CONSUMER
RECYCLED CONTENT = 13%

Up to 35.4% of this Jordan product is recyclable at the end of its useful life.

CONTRIBUTES TO		
CREDIT 2.1 - 2.2	Construction Waste Management	1-2 point(s)
CREDIT 3.3	Resource Reuse	1 point
CREDIT 4.1	Recycled Content	1 point
CREDIT 4.5	Low Emitting Materials, Systems & Seating	1 point
CREDIT 5.1	Regional Materials*	1 point
CREDIT 7	Certified Wood (MUST BE REQUESTED)	1 point(s)

*This credit is only applicable if in total 20% of the combined value of the procurement of construction materials and in the furniture are manufactured within a radius of 500 miles. This credit will apply if the installation of the finished product occurs within 500 miles of Kitchener, Ontario.

level® CERTIFICATION & AIR-EMISSIONS CERTIFICATION



level® CERTIFICATION

BIFMA's e3 Furniture Sustainability Standard is a voluntary, multi-attribute standard that measures the degree of sustainability of furniture. This standard evaluates product and company environmental attributes and compliance systems in a wide range of elements which include Materials, Energy & Atmosphere, Human & Ecosystem Health and Social Responsibility. Jordan products have earned level®, BIFMA's sustainability certification program for furniture, certification through third-party verification against the e3 standard.



FSC
www.fsc.org
FSC® C021699

The mark of responsible forestry

AIR-EMISSIONS

All Jordan Recliner products are supplied air-emissions certified. Contact customer service for information.

FSC®

In 2005, Krug received Forest Stewardship Council® (FSC®) Chain-of-Custody certification for our manufacturing facilities. The FSC® Chain-of-Custody tracks certified wood from seedling to final sale. It signifies that the growth, harvesting and production of goods are entirely achieved through responsible forestry, which guarantees a healthy supply of forest resources for generations to come. Jordan and other Krug products can be specified with FSC® Certification.



Architects, designers, and building professionals can specify FSC®-certified products in order to achieve a point from the U.S. Green Building Council's Leadership in Energy and Environmental Design (LEED) Rating System.

JORDAN | 3-POSITION RECLINER - DIMENSIONS & COM REQUIREMENTS

DIMENSIONS

	Overall Width with 3-Position Mechanism	Overall Width with 3-Position Mechanism with Trendelenberg	Overall Width with Cushioned Armrest	Overall Width with Accessories	Overall Depth	Overall Depth when Reclined	Overall Height	Seat Height	Height of Arms from Floor	Width Between Arms	Seat Depth	Shipping Weight	Shipping Cube
3-Position Recliner	29.5	31.5	32	34.5	35	64	45.5	19.5	28.25	23	20	175	27

COM REQUIREMENTS

		COM Yardage Complete Unit	COM Yardage Seat Only	COM Yardage Back Only	COM Yardage Arm Panel Only	COM Yardage Upholstered Pad Only	Cushioned Armrest Only
Recliner	One Chair	6	1.0	2.5	2.8	0.6	.75
	Two Chairs	12	2.0	5	5.6	1.2	1.5
	Three Chairs	18	3.0	7.5	8.4	1.8	2.25
	Four Chairs	24	4.0	10	11.2	2.4	3


WEIGHT CAPACITIES: Jordan 3-Position Recliner has a maximum weight rating of 350 lbs under normal use (i.e. no excessive force in the use of the product).

JORDAN | 3-POSITION RECLINER - FEATURES & OPTIONS



HIGH DURABILITY MECHANISM

Jordan 3-Position Recliner mechanisms are designed for high-traffic, intensive use in caregiving environments. They are built with high-strength steel, and include Delrin™ wear pads between moving components for added smoothness and longevity.



ENHANCED CUSHIONING

The Jordan Recliners have been upgraded with a softer seat, a more pronounced headrest, and contoured back shaping for improved support. These enhancements, along with the addition of dual-density foam, make these recliners the leader in patient comfort.



RECLINER - 3-POSITION MECHANISM

This mechanism provides 3 distinct user positions:

Position A - Seated with feet on the floor, footrest in down (closed) position. Seat-back angle is 104 degrees, and the back is reclined 20 degrees from vertical.

Position B - Footrest is fully extended, back is in mid-position. Seat-back angle remains at 104 degrees, and the back is 25 degrees from vertical.

Position C - Full recline with footrest fully extended. Seat-back angle is opened to 125 degrees, and the back is 45 degrees from vertical.



PUSH BAR

This is a standard feature on the Jordan 3-Position Recliner when ordered with casters. Ergonomically designed to assist care-giving staff in the movement and operation of the recliner, and reduce back strain on the caregiver.



MECHANISM WITH TRENDLENBERG

This mechanism provides the same positions described above, as well as the additional Trendelenberg position: full recline with footrest fully extended, seat-back angle remains at 125 degrees, but the back is now 65 degrees from vertical - resulting in the feet being above the head. It is activated by a foot-release lever that is accessible from either side of the recliner. Not available on Jordan Recliner Plus.



ARM OPTIONS

Arms are available in wood, wood with urethane arm cap, wood with solid surface arm cap or full urethane. The urethane provides enhanced durability and protection for the arms and is available in three color options; Black, Grey and Taupe. The urethane arm cap is field replaceable if damaged or degraded.



LEGS

Jordan Recliners are available with wood legs - in either Beech or Maple. Two options exist for glides on the Jordan Recliners. The white nylon glides are ideal for use on flooring that is easily marked. The stainless steel glides should be utilized for all other types floor surfaces. The stainless steel glide is provided when ordering the Jordan Recliners unless the white nylon glide is specified. The white nylon glide is available at the same price as the stainless steel option.

CLEANING & INFECTION CONTROL

Specifically designed to ease the cleaning and disinfection of the recliner and the floor underneath. Upholstery covers can be made removable, and individual components are automatically removable, to enable thorough cleaning and disinfection.

JORDAN | 3-POSITION RECLINER - OPTIONS



FOLEY HOOK

This recessed, retractable hook system provides a mounting system for catheter bags. It is spring-loaded to automatically retract when not in use, to eliminate any hazard.



IV POLE & HOLDER

The Jordan IV Pole is height adjustable (in a range of 27"), and can be added in the field. It can be located in any of four locations (left or right, front or back) -if ordered with the recliner, the location must be specified at time of order.



CUSHIONED ARMREST

The Cushioned Armrest was designed to maximize patient comfort during infusion treatments. The extra padded and wider arms provide comfort and support over long periods of time. Arms can be ordered in Krug standard healthcare rated grey vinyl or in coordinating textiles.



FLIP UP TABLET

The tablet's size is 18" x 14" x 3/4", and it can be located on either side of the recliner (must be specified if being ordered with the recliner). It is available in Beech and Maple Veneer, as well as Plastic Laminate with a Polymer edge. It folds flat (protruding 3" from the side of the recliner when flat). Please specify whether a right-handed or left-handed position is needed when ordering. Tablet must be mounted on the opposite side when a Patient Transfer Arm is ordered.



SWING AWAY TABLET

The Swing Away Tablet (24" x 14 3/4" x 3/4") is designed to be easily operated by the caregiver or user. The Break Away design allows for the tablet to be easily pushed away from the user in an emergency to gain quick access to the patient. The tablet has the ability to slide up and fold over and rotates 180 degrees. The kidney-shaped design is ideal for use as an eating, writing or work surface. The Footrest activation lever is specified either left or right handed based on a position facing the unit and opposite to where the tablet appears.



PATIENT TRANSFER ARM

The Patient Transfer Arm is designed to fold down where the arm is level with the chair seat. This design allows the caregiver to easily transport patients from the chair to bed. The arm is folded down by accessing the adjustment lever at the side of the chair. The Patient Transfer Arm is specified in a right or left handed position based on facing the unit. Please note, the Patient Transfer Arm cannot be located on the same side as IV Poles or the footrest lever or tablets.



FOOT TRAY

This option provides a concealed, pull-out tray to assist patients with ingress and egress. It features a non-slip tread and dedicated casters that prevent tipping when standing on the tray.



THERMAL COMFORT

Providing warmth to patients undergoing chemotherapy and other treatments can be vitally important. Thermal Comfort is an option available on all Jordan Recliners, and features a hand-held controller located on the inside arm of the recliner (please specify right hand side or left hand side -facing). It provides two heat zones: one in the seat and one in the back. Back and seat zones can be controlled independently, to one of two heat settings. Controls are conveniently placed for the user to access and include a safety time-out feature after 30 minutes. Access to a 110/120 volt, 15 amp(min) electrical outlet is required.



POWER CONTROL

Optional motorized recline is available on Jordan 3-Position Recliner. The Recliner features a single function control which operates the back and ottoman simultaneously. Power can also be specified with a lithium battery pack able to run 200 cycles on a full charge.



CASTERS

The standard caster is 4" in diameter, soft-wheel, full swivel, with a lock that in a single action locks both the swivel and rotation of the caster. The Central Locking caster has the same features, with a hooded design.







CENTRAL CASTER LOCKING SYSTEM

Allows for single action locking of all four casters at one time. Casters are locked both directionally and rotationally, keeping the recliner in place when locked. The color-coded external foot pedal indicates Red for the locked position (when lowered) and Green for the unlocked position (when unlowered). The standard position for the foot pedal is located at the rear outside of the left (facing) arm panel. It can optionally be located at the front outside of the arm panel (either side) or at rear of right (facing) arm panel. Central locking casters are 4" diameter with soft wheel treads. Purchase orders must indicate Central Caster Locking System option, note the requested position, and include the upcharge - see pricing pages for upcharge info.

REMOVABLE COVERS AND REPLACEMENT COMPONENTS

Jordan 3-Position Recliner chairs are available with removable seat and back covers for an upcharge. Removable seat and back covers can be quickly installed on Jordan products that were originally ordered with the removable cover option. Removable seat and back covers can also be installed on Jordan products that were not originally ordered with the Removable cover option, with some simple staple removal on the original seats and backs..

JORDAN | 3-POSITION RECLINER

DESCRIPTION/MODEL	Species	COM		COL		FABRIC GRADES			LEATHER		
		1	2	3	4	5	6	7	8	9	
	Cushioned Armrest, 3-Position Mechanism with legs (no push bar)										
	JOR8-RCINF12	Beech	3639	3802	3965	4194	4454	4684	4945	5270	5596
		Maple	3717	3879	4041	4272	4533	4762	5021	5347	5672
	Cushioned Armrest, 3-Position Mechanism with Trendelenberg with legs (no push bar)										
	JOR8-RCINF22	Beech	3678	3842	4006	4234	4495	4723	4983	5309	5636
		Maple	3756	3918	4081	4310	4572	4800	5061	5388	5713
	Cushioned Armrest, 3-Position Mechanism with casters										
	JOR8-RCINF11	n/a	3656	3818	3982	4078	4471	4700	4961	5285	5613
	Cushioned Armrest, 3-Position Mechanism with Trendelenberg with casters										
	JOR8-RCINF21	n/a	3698	3860	4024	4253	4513	4742	5003	5328	5654



PATIENT TRANSFER ARM:

Jordan Recliners and their replacement arms are available with the option of a patient transfer arm, see image. Patient Transfer Arms cannot be used in conjunction with accessories such as the IV Pole on the same side as the transfer mechanism. To order the Patient Transfer Arm,

please refer to the Product Code Key, under Arm Style and apply the following **\$865 list** upcharge to the recliner pricing. Please note, the Patient Transfer Arm is specified either right or left handed based on a position facing the unit.

Jordan Recliner Option Upcharges

	\$ List	List
Moisture Barrier (per yard)	60	Central Caster Locking System
Removable Seat Covers	110	Thermal Comfort
Removeable Back Covers	120	Power Mechanism - Corded
Foley Catheter Hook	200	Power Mechanism - Battery
IV Pole & Holder	352	Power Trendelenburg Mechanism - Corded
Flip Up Tablet	387	Power Trendelenburg Mechanism - Battery
Swing Away Tablet	426	Replacement Battery
		997
		860
		890
		1197
		985
		1305
		575





COORDINATING CUSHIONED ARM OPTION - please add the following up charges for Cushioned Arm in coordinating fabric.

Fabric Grades	1	2	3	4	5	6	7	8	9
2 ARMS	20	43	65	113	159	204	250	296	388

PRODUCT CODE KEY

Line	Series	Chair Type	Arm Type		Mechanism	Style
JOR	8	RC	INF	TIN	1	1
Jordan	Motion	Recliner	Cushioned Armrest	Transfer - Cushioned Armrest	3-Position Mechanism	Casters
		PRC	WOD	TWD	2	2
		Power Recliner	Wood Arm	Transfer - Wood Arm	3-Position with Trendelenburg Mechanism	Wood Legs
			URE	TUR		3
			Wood Arm with Urethane Cap	Transfer - Wood Arm with Urethane Cap		Central Locking Casters
			SSC	TSS		
			Wood Arm with Solid Surface Cap	Transfer - Wood Arm with Solid Surface Cap		
			UPH	TUP		
			Upholstered Arm	Transfer - Upholstered Arm		
			FUR	TFU		
			Full Urethane	Transfer - Full Urethane Arm		

JORDAN | 3-POSITION RECLINER

DESCRIPTION/MODEL	Species	COM		COL		FABRIC GRADES			LEATHER		
		1	2	3	4	5	6	7	8	9	
	Wood Arm, 3-Position Mechanism with legs (no push bar)										
	JOR8-RCWOD12	Beech	3478	3641	3806	4034	4296	4522	4784	5110	5437
		Maple	3555	3719	3883	4111	4372	4601	4863	5186	5513
	Wood Arm, 3-Position Mechanism with Trendelenberg with legs (no push bar)										
	JOR8-RCWOD22	Beech	3519	3681	3845	4075	4334	4564	4825	5149	5477
		Maple	3597	3758	3923	4151	4413	4642	4903	5228	5553
	Wood Arm, 3-Position Mechanism with Casters										
	JOR8-RCWOD11	Beech	3497	3658	3821	4052	4311	4541	4801	5129	5453
		Maple	3519	3681	3845	4075	4334	4564	4825	5149	5477
	Wood Arm, 3-Position Mechanism with Trendelenberg with Casters										
	JOR8-RCWOD21	Beech	3539	3701	3864	4093	4353	4583	4842	5170	5494
		Maple	3563	3722	3886	4115	4376	4604	4866	5192	5517





ORDERING NOTES: All Jordan Recliners components are specified either left or right handed based on a position facing the unit. **Combination upholstery** (more than one upholstery cover within the same unit) is an option on all Jordan upholstered products. When combination upholstery is with upholstery of the same grade or COM, an upcharge for dual fabrics is **\$31 list** per unit and **\$60 list** per unit for three fabrics. When graded in combination upholstery is selected, use the highest grade upholstery selected or contact Customer Service for a quote -please provide the fabrics specified and a description of where each fabric is to be applied on the product in order to obtain a quote. **Shipping note:** Jordan Sleep Recliners ship with the back apart from the chair folded down inside the packaging.

Jordan Recliner Option Upcharges	\$ List	\$ List
Moisture Barrier (per yard)	60	Power Mechanism - Corded 890
Removable Seat Covers	110	Power Mechanism - Battery 1190
Removeable Back Covers	120	Power Trendelenburg Mechanism - Corded 985
Foley Catheter Hook	200	Power Trendelenburg Mechanism - Battery 1305
Thermal Comfort	860	Solid Surface Arm Cap (per pair) - Gr A White 480
Central Caster Locking System	997	Solid Surface Arm Cap (per pair) - Gr A Color 490
Replacement Battery	575	Solid Surface Arm Cap (per pair) - Gr B 509
IV Pole & Holder	352	Solid Surface Arm Cap (per pair) - Gr C 536
Flip Up Tablet	387	Note: For Solid Surface option replace arm type with "SSC" in the model number and add the upcharge above.
Swing Away Tablet	426	
Patient Transfer Arm	865	

PRODUCT CODE KEY

Line	Series	Chair Type	Arm Type	Mechanism	Style	
JOR	8	RC	INF	TIN	1	
Jordan	Motion	Recliner	Cushioned Armrest	Transfer - Cushioned Armrest	3-Position Mechanism	Casters
		PRC	WOD	TWD	2	2
		Power Recliner	Wood Arm	Transfer - Wood Arm	3-Position with Trendelenburg Mechanism	Wood Legs
			URE	TUR		3
			Wood Arm with Urethane Cap	Transfer - Wood Arm with Urethane Cap		Central Locking Casters
			SSC	TSS		
			Wood Arm with Solid Surface Cap	Transfer - Wood Arm with Solid Surface Cap		
			UPH	TUP		
			Upholstered Arm	Transfer - Upholstered Arm		
			FUR	TFU		
			Full Urethane	Transfer - Full Urethane Arm		

JORDAN | 3-POSITION RECLINER

DESCRIPTION/MODEL	Species	COM		COL		FABRIC GRADES			LEATHER	
		1	2	3	4	5	6	7	8	9
		Wood Arm with Urethane Cap, 3-Position Mechanism with legs								
	JOR8-RCURE12	Beech	3597	3758	3923	4151	4413	4642	4903	5228
		(no push bar)								
	Maple	3674	3836	4000	4230	4489	4718	4978	5305	5631
		Wood Arm with Urethane Cap, 3-Position Mechanism with Trendelenberg with legs								
	JOR8-RCURE22	Beech	3639	3802	3965	4194	4454	4684	4945	5270
		(no push bar)								
	Maple	3717	3879	4041	4138	4398	4762	5021	5347	5672
		Wood Arm with Urethane Cap, 3-Position Mechanism with casters								
	JOR8-RCURE11	Beech	3586	3748	3911	4140	4401	4631	4891	5216
	Maple	3610	3771	3934	4163	4423	4651	4913	5239	5566
		Wood Arm with Urethane Cap, 3-Position Mechanism with Trendelenberg with casters								
	JOR8-RCURE21	Beech	3628	3791	3954	4183	4443	4673	4933	5259
	Maple	3651	3814	3978	4206	4467	4696	4955	5281	5609



PATIENT TRANSFER ARM:

Jordan Recliners and their replacement arms are available with the option of a patient transfer arm, see image. Patient Transfer Arms cannot be used in conjunction with accessories such as the IV Pole on the same side as the transfer mechanism. To order the Patient Transfer Arm, please refer to the Product Code Key, under Arm





Style and apply the following **\$865 list** upcharge to the recliner pricing. Please note, the Patient Transfer Arm is specified either right or left handed based on a position facing the unit.

Jordan Recliner Option Upcharges	\$ List	List
Moisture Barrier (per yard)	60	Central Caster Locking System
Removable Seat Covers	110	Thermal Comfort
Removeable Back Covers	120	Power Mechanism - Corded
Foley Catheter Hook	200	Power Mechanism - Battery
IV Pole & Holder	352	Power Trendelenburg Mechanism - Corded
Flip Up Tablet	387	Power Trendelenburg Mechanism - Battery
Swing Away Tablet	426	Replacement Battery
		997
		860
		890
		1197
		985
		1305
		575

PRODUCT CODE KEY

Line	Series	Chair Type	Arm Type	Mechanism	Style	
JOR	8	RC	INF	TIN	1	
Jordan	Motion	Recliner	Cushioned Armrest	Transfer - Cushioned Armrest	3-Position Mechanism	Casters
		PRC	WOD	TWD	2	2
		Power Recliner	Wood Arm	Transfer - Wood Arm	3-Position with Trendelenberg Mechanism	Wood Legs
			URE	TUR		3
			Wood Arm with Urethane Cap	Transfer - Wood Arm with Urethane Cap		Central Locking Casters
			SSC	TSS		
			Wood Arm with Solid Surface Cap	Transfer - Wood Arm with Solid Surface Cap		
			UPH	TUP		
			Upholstered Arm	Transfer - Upholstered Arm		
			FUR	TFU		
			Full Urethane	Transfer - Full Urethane Arm		

JORDAN | 3-POSITION RECLINER

DESCRIPTION/MODEL	Species	COM		COL		FABRIC GRADES			LEATHER		
		1	2	3	4	5	6	7	8	9	
	Upholstered Arm, 3-Position Mechanism, with legs										
	JOR8-RCUPH12	Beech	3238	3417	3594	3844	4127	4378	4661	5017	5372
	(no push bar)	Maple	3260	3440	3615	3866	4149	4398	4682	5038	5394
	Upholstered Arm, 3-Position Mechanism with Trendelenberg, with legs										
	JOR8-RCUPH22	Beech	3325	3504	3681	3932	4214	4466	4747	5105	5461
	(no push bar)	Maple	3348	4856	3703	3953	4236	4486	4770	5127	5481
	Upholstered Arm, 3-Position Mechanism, with casters										
	JOR8-RCUPH11	n/a	3312	3491	3669	3918	4203	4451	4737	5093	5446
	Upholstered Arm, 3-Position Mechanism with Trendelenberg, with casters										
	JOR8-RCUPH21	n/a	3401	3579	3756	4007	4289	4540	4822	5180	5535





ORDERING NOTES: All Jordan Recliners components are specified either left or right handed based on a position facing the unit. **Combination upholstery** (more than one upholstery cover within the same unit) is an option on all Jordan upholstered products. When combination upholstery is with upholstery of the same grade or COM, an upcharge for dual fabrics is **\$31 list** per unit and **\$60 list** per unit for three fabrics. When graded in combination upholstery is selected, use the highest grade upholstery selected or contact Customer Service for a quote -please provide the fabrics specified and a description of where each fabric is to be applied on the product in order to obtain a quote. **Shipping note:** Jordan Sleep Recliners ship with the back apart from the chair folded down inside the packaging.

Jordan Recliner Option Upcharges	\$ List	List
Moisture Barrier (per yard)	60	Central Caster Locking System
Removable Seat Covers	110	Thermal Comfort
Removeable Back Covers	120	Power Mechanism - Corded
Foley Catheter Hook	200	Power Mechanism - Battery
IV Pole & Holder	352	Power Trendelenburg Mechanism - Corded
Flip Up Tablet	387	Power Trendelenburg Mechanism - Battery
Swing Away Tablet	426	Replacement Battery

PRODUCT CODE KEY

Line	Series	Chair Type	Arm Type	Mechanism	Style	
JOR	8	RC	INF	TIN	1	
Jordan	Motion	Recliner	Cushioned Armrest	Transfer - Cushioned Armrest	3-Position Mechanism	1 Casters
		PRC	WOD	TWD	2	
		Power Recliner	Wood Arm	Transfer - Wood Arm	3-Position with Trendelenburg Mechanism	2 Wood Legs
			URE	TUR		3 Central Locking Casters
			SSC	TSS		
			Wood Arm with Solid Surface Cap	Transfer - Wood Arm with Solid Surface Cap		
			UPH	TUP		
			Upholstered Arm	Transfer - Upholstered Arm		
			FUR	TFU		
			Full Urethane	Transfer - Full Urethane Arm		

JORDAN | 3-POSITION RECLINER

DESCRIPTION/MODEL	Species	COM		COL		FABRIC GRADES			LEATHER	
		1	2	3	4	5	6	7	8	9
 Full Urethane Arm, 3-Position Mechanism, with legs JOR8-RCFUR12 (no push bar)	Beech	3375	3539	3702	3931	4190	4420	4680	5006	5332
	Maple	3430	3591	3754	3983	4244	4472	4735	5060	5387
	<hr/> Full Urethane Arm, 3-Position Mechanism with Trendelenberg, with legs JOR8-RCFUR22 (no push bar)									
	Beech	3417	3579	3744	3973	4100	4463	4721	5048	5374
	Maple	3471	3633	3796	4025	4285	4514	4774	5101	5428
 Full Urethane Arm, 3-Position Mechanism, with casters JOR8-RCFUR11	n/a	3392	3553	3718	3946	4207	4437	4697	5022	5349
	<hr/> Full Urethane Arm, 3-Position Mechanism with Trendelenberg, with casters JOR8-RCFUR21									
	n/a	3435	3597	3761	3987	4250	4479	4740	5064	5392



PATIENT TRANSFER ARM:

Jordan Recliners and their replacement arms are available with the option of a patient transfer arm, see image. Patient Transfer Arms cannot be used in conjunction with accessories such as the IV Pole on the same side as the transfer mechanism. To order the Patient Transfer Arm, please refer to the Product Code Key, under Arm

Style and apply the following **\$865 list** upcharge to the recliner pricing. Please note, the Patient Transfer Arm is specified either right or left handed based on a position facing the unit.

Jordan Recliner Option Upcharges

	\$ List		List
Moisture Barrier (per yard)	60	Central Caster Locking System	997
Removable Seat Covers	110	Thermal Comfort	860
Removeable Back Covers	120	Power Mechanism - Corded	890
Foley Catheter Hook	200	Power Mechanism - Battery	1197
IV Pole & Holder	352	Power Trendelenburg Mechanism - Corded	985
Flip Up Tablet	387	Power Trendelenburg Mechanism - Battery	1305
Swing Away Tablet	426	Replacement Battery	575

PRODUCT CODE KEY

Line	Series	Chair Type	Arm Type		Mechanism	Style
JOR	8	RC	INF	TIN	1	1
Jordan	Motion	Recliner	Cushioned Armrest	Transfer - Cushioned Armrest	3-Position Mechanism	Casters
		PRC	WOD	TWD	2	2
		Power Recliner	Wood Arm	Transfer - Wood Arm	3-Position with Trendelenberg Mechanism	Wood Legs
			URE	TUR		3
			Wood Arm with Urethane Cap	Transfer - Wood Arm with Urethane Cap		Central Locking Casters
			SSC	TSS		
			Wood Arm with Solid Surface Cap	Transfer - Wood Arm with Solid Surface Cap		
			UPH	TUP		
			Upholstered Arm	Transfer - Upholstered Arm		
			FUR	TFU		
			Full Urethane	Transfer - Full Urethane Arm		

JORDAN | RECLINER PLUS

DIMENSIONS

	Overall Width with 3-Position Mechanism	Overall Width with 3-Position Mechanism with Trendelenberg	Overall Width with Cushioned Armrest	Overall Width with Accessories	Overall Depth	Overall Depth when Reclined	Overall Height	Seat Height	Height of Arms from Floor	Width Between Arms	Seat Depth	Shipping Weight	Cube
Recliner Plus	39	-	41.5	44	35	72	45.5	19.5	28.25	28.75	20	202	36

COM REQUIREMENTS

		COM Yardage Complete Unit	COM Yardage Seat Only	COM Yardage Back Only	COM Yardage Arm Panel Only	COM Yardage Footrest Upholstered Pad Only	Cushioned Armrest Only
Recliner Plus	One Chair	7.7	1.31	3.10	2.8	0.6	.75
	Two Chairs	15.4	2.62	5.6	5.6	1.2	1.5
	Three Chairs	23.1	3.93	8.4	8.4	1.8	2.25
	Four Chairs	30.8	4.12	11.2	11.2	2.4	3

WEIGHT CAPACITIES :

Jordan Recliner Plus has a maximum weight rating of 500 lbs under normal use (i.e. no excessive force in the use of the product).

JORDAN | RECLINER PLUS FEATURES & OPTIONS



HIGH DURABILITY MECHANISM

Jordan Recliner Plus mechanisms are designed for high-traffic, intensive use in care-giving environments. They are built with high-strength steel, and include Delrin™ wear pads between moving components for added smoothness and longevity.



ENHANCED CUSHIONING

The Jordan Recliners have been upgraded with a softer seat, a more pronounced headrest, and contoured back shaping for improved support. These enhancements, along with the addition of dual-density foam, make these recliners the leader in patient comfort.



JORDAN RECLINER PLUS MECHANISM

This mechanism provides Infinitely Adjustable positions: Position A - Seated with feet on the floor, footrest in down (closed) position. Seat-back angle is 102 degrees. Position B - Footrest is fully extended, without compromising the upright position of the back. The seat-back angle remains at 102 degrees. Position C - is the range of infinite adjustability from the seated position of 102 degrees back angle to the fully reclined position at 133 degrees. The Infinitely Adjustable Back angle can be locked in any position with the back adjustment lever that goes to a maximum of 133 degrees when fully extended.



PUSH BAR

This is a standard feature on the Jordan recliner when ordered with casters. Ergonomically designed to assist care-giving staff in the movement and operation of the recliner, and reduce back strain on the caregiver.



LEGS

Jordan Recliners are available with wood legs - in either Beech or Maple. Two options exist for glides on the Jordan Recliners. The white nylon glides are ideal for use on flooring that is easily marked. The stainless steel glides should be utilized for all other types floor surfaces. The stainless steel glide is provided when ordering the Jordan Recliners unless the white nylon glide is specified. The white nylon glide is available at the same price as the stainless steel option.



BACK ADJUSTMENT LEVER

The Jordan Recliner Plus comes with the back adjustment lever which creates an infinite number of back adjustments within the chair. The back adjustment lever comes in a black plastic finish on the caregiver side. The standard position when ordering is left hand based on a position facing, the unit, unless specified otherwise.



FOOTREST LEVER

Jordan Recliner Plus comes with the footrest lever, which extends and closes the built-in footrest. The footrest lever comes in a powder-coated finish to match the casters. The standard position when ordering is a left hand position based on facing the unit, unless specified otherwise.

CLEANING & INFECTION CONTROL

Specifically designed to ease the cleaning and disinfection of the recliner and the floor underneath. Upholstery covers can be made removable, and individual components are automatically removable, to enable thorough cleaning and disinfection.



ARM OPTIONS

Arms are available in wood, wood with urethane arm cap, wood with solid surface arm cap or full urethane. The urethane provides enhanced durability and protection for the arms and is available in three color options; Black, Grey and Taupe. The urethane arm cap is field replaceable if damaged or degraded.

JORDAN | RECLINER PLUS FEATURES & OPTIONS



FOLEY HOOK

This recessed, retractable hook system provides a mounting system for catheter bags. It is spring-loaded to automatically retract when not in use, to eliminate any hazard.



IV POLE & HOLDER

The Jordan IV Pole is height adjustable (in a range of 27"), and can be added in the field. It can be located in any of four locations (left or right, front or back) -if ordered with the recliner, the location must be specified at time of order.



CUSHIONED ARMREST

The Cushioned Armrest was designed to maximize patient comfort during infusion treatments. The extra padded and wider arms provide comfort and support over long periods of time. Arms can be ordered in Krug standard healthcare rated grey vinyl or in coordinating textiles.



FLIP UP TABLET

The tablet's size is 18" x 14" x 3/4", and it can be located on either side of the recliner (must be specified if being ordered with the recliner). It is available in Beech and Maple Veneer, as well as Plastic Laminate with a Polymer edge. It folds flat (protruding 3" from the side of the recliner when flat). Please specify whether a right-handed or left-handed position is needed when ordering. Tablet must be mounted on the opposite side when a Patient Transfer Arm is ordered.



SWING AWAY TABLET

The Swing Away Tablet (24" x 14 3/4" x 3/4") is designed to be easily operated by the caregiver or user. The Break Away design allows for the tablet to be easily pushed away from the user in an emergency to gain quick access to the patient. The tablet has the ability to slide up and fold over and rotates 180 degrees. The kidney-shaped design is ideal for use as an eating, writing or work surface. The Footrest activation lever is specified either left or right handed based on a position facing the unit and opposite to where the tablet appears.



PATIENT TRANSFER ARM

The Patient Transfer Arm is designed to fold down where the arm is level with the chair seat. This design allows the caregiver to easily transport patients from the chair to bed. The arm is folded down by accessing the adjustment lever at the side of the chair. The Patient Transfer Arm is specified in a right or left handed position based on facing the unit. Please note, the Patient Transfer Arm cannot be located on the same side as IV Poles or the footrest lever or tablets.



FOOT TRAY

This option provides a concealed, pull-out tray to assist patients with ingress and egress. It features a non-slip tread and dedicated casters that prevent tipping when standing on the tray.



THERMAL COMFORT

Providing warmth to patients undergoing chemotherapy and other treatments can be vitally important. Thermal Comfort is an option available on all Jordan Recliners, and features a hand-held controller located on the inside arm of the recliner (please specify right hand side or left hand side -facing). It provides two heat zones: one in the seat and one in the back. Back and seat zones can be controlled independently, to one of two heat settings. Controls are conveniently placed for the user to access and include a safety time-out feature after 30 minutes. Access to a 110/120 volt, 15 amp(min) electrical outlet is required.



CASTERS

The standard caster is 4" in diameter, soft-wheel, full swivel, with a lock that in a single action locks both the swivel and rotation of the caster. The Central Locking System has the same features, with a hooded design.







CENTRAL CASTER LOCKING SYSTEM

Allows for single action locking of all four casters at one time. Casters are locked both directionally and rotationally, keeping the recliner in place when locked. The color-coded external foot pedal indicates Red for the locked position (when lowered) and Green for the unlocked position (when unlowered). The standard position for the foot pedal is located at the rear outside of the left (facing) arm panel. It can optionally be located at the front outside of the arm panel (either side) or at rear of right (facing) arm panel. Central locking casters are 4" diameter with soft wheel treads. Purchase orders must indicate Central Caster Locking System option, note the requested position, and include the upcharge - see pricing pages for upcharge info.

REMOVABLE COVERS AND REPLACEMENT COMPONENTS

Jordan Recliner Plus chairs are available with removable seat and back covers. Removable seat and back covers can be quickly installed on Jordan products that were originally ordered with the Removable cover option. Removable seat and back covers can also be installed on Jordan products that were not originally ordered with the Removable cover option, with some simple staple removal on the original seats and backs..

JORDAN | RECLINER PLUS

DESCRIPTION/MODEL	Species	COM		COL			FABRIC GRADES			LEATHER	
		1	2	3	4	5	6	7	8	9	
 Cushioned Armrest, with legs JOR8-BSRINF2 (no push bar)	Beech	5064	5285	5510	5819	6176	6487	6841	7287	7731	
	Maple	5142	5365	5586	5899	6252	6564	6921	7364	7808	
 Cushioned Armrest, with casters JOR8-BSRINF1		5382	5607	5829	6138	6494	6804	7159	7604	8047	
 Wood Arm, with legs JOR8-BSRWOD2 (no push bar)	Beech	4907	5130	5351	5664	6017	6329	6685	7129	7572	
	Maple	4983	5207	5429	5740	6096	6406	6762	7204	7647	
 Wood Arm, with casters JOR8-BSRWOD1	Beech	5226	5446	5669	5980	6336	6646	7002	7446	7891	
	Maple	5249	5469	5692	6002	6358	6668	7024	7467	7913	

Shipping note: Jordan Sleep Recliners ship with the back apart from the chair folded down inside the packaging.

Jordan Recliner Plus Option Upcharges	\$ List	\$ List
Moisture Barrier (per yard)	60	Central Caster Locking System
Removable Plus Seat Covers	127	Solid Surface Arm Cap (per pair) - Gr A White
Removeable Plus Back Covers	167	Solid Surface Arm Cap (per pair) - Gr A Color
Foley Catheter Hook	200	Solid Surface Arm Cap (per pair) - Gr B
Thermal Comfort	860	Solid Surface Arm Cap (per pair) - Gr C
Swing Away Tablet	426	
IV Pole & Holder	352	
Flip Up Tablet	387	
Trendelenburg option	807	

Note: For Solid Surface option replace arm type with "SSC" in the model number and add the upcharge above.





COORDINATING CUSHIONED ARM OPTION - please add the following up charges for Cushioned Arm in coordinating fabric.

Fabric Grades	1	2	3	4	5	6	7	8	9
2 ARMS	20	43	65	113	159	204	250	296	388

PRODUCT CODE KEY

Line	Series	Chair Type	Arm Type	Style
JOR	8	BSR	INF	1
Jordan	Motion	Recliner Plus	Cushioned Armrest	Casters
			WOD	2
			Wood Arm	Legs
			URE	3
			Wood Arm with Urethane Cap	Central Locking Casters
			SSC	
			Wood Arm with Solid Surface Cap	
			UPH	
			Upholstered Arm	
			FUR	
			Full Urethane	

JORDAN | RECLINER PLUS

DESCRIPTION/MODEL	Species	COM		COL		FABRIC GRADES			LEATHER	
		1	2	3	4	5	6	7	8	9
 Wood Arm with Urethane Cap, with legs JOR8-BSRURE2 (no push bar)	Beech	4945	5167	5389	5699	6055	6367	6721	7166	7610
	Maple	5021	5242	5465	5776	6132	6442	6799	7243	7687
 Wood Arm with Urethane Cap, with casters JOR8-BSRURE1	Beech	5299	5519	5742	6053	6410	6720	7075	7520	7964
	Maple	5320	5542	5765	6076	6431	6742	7098	7542	7987
 Full Urethane Arm, with legs JOR8-BSRFUR2 (no push bar)	Beech	4754	4977	5200	5511	5865	6177	6533	6976	7421
	Maple	4809	5031	5253	5564	5919	6231	6585	7030	7475
 Full Urethane Arm, with casters JOR8-BSRFUR1	n/a	5014	5236	5460	5769	6126	6437	6791	7234	7681



ORDERING NOTES: All Jordan Recliners components are specified either left or right handed based on a position facing the unit. **Combination upholstery** (more than one upholstery cover within the same unit) is an option on all Jordan upholstered products. When combination upholstery is with upholstery of the same grade or COM, an upcharge for dual fabrics is **\$31 list** per unit and **\$60 list** per unit for three fabrics. When graded in combination upholstery is selected, use the highest grade upholstery selected or contact Customer Service for a quote -please provide the fabrics specified and a description of where each fabric is to be applied on the product in order to obtain a quote. **Shipping note:** Jordan Sleep Recliners ship with the back apart from the chair folded down inside the packaging.

Jordan Recliner Plus Option Upcharges	\$ List		\$ List
Moisture Barrier (per yard)	60	Central Caster Locking System	997
Foley Catheter Hook	200	Swing Away Tablet	426
IV Pole & Holder	352	Flip Up Tablet	387
Removable Plus Seat Covers	127	Trendelenburg option	807
Removeable Plus Back Covers	167		
Thermal Comfort	860		

PRODUCT CODE KEY

Line	Series	Chair Type	Arm Type	Style
JOR	8	BSR	INF	1
Jordan	Motion	Recliner Plus	Cushioned Armrest	Casters
			WOD	2
			Wood Arm	Legs
			URE	3
			Wood Arm with Urethane Cap	Central Locking Casters
			SSC	
			Wood Arm with Solid Surface Cap	
			UPH	
			Upholstered Arm	
			FUR	
			Full Urethane	

JORDAN | RECLINER PLUS

DESCRIPTION/MODEL	Species	COM		COL			FABRIC GRADES			LEATHER	
		1	2	3	4	5	6	7	8	9	
 Upholstered Arm, with legs JOR8-BSRUPH2 (no push bar)	Beech	4666	4891	5113	5424	5782	6094	6450	6899	7344	
	Maple	4688	4912	5134	5446	5803	6116	6472	6919	7365	
	<hr/>										
 Upholstered Arm, with casters JOR8-BSRUPH1	n/a	4847	5069	5293	5606	5962	6273	6631	7078	7523	
	<hr/>										

ORDERING NOTES: All Jordan Recliners components are specified either left or right handed based on a position facing the unit. **Combination upholstery** (more than one upholstery cover within the same unit) is an option on all Jordan upholstered products. When combination upholstery is with upholstery of the same grade or COM, an upcharge for dual fabrics is **\$31 list** per unit and **\$60 list** per unit for three fabrics. When graded in combination upholstery is selected, use the highest grade upholstery selected or contact Customer Service for a quote -please provide the fabrics specified and a description of where each fabric is to be applied on the product in order to obtain a quote.

Shipping note: Jordan Sleep Recliners ship with the back apart from the chair folded down inside the packaging.

Jordan Recliner Plus Option Upcharges	\$ List	\$ List
Moisture Barrier (per yard)	60	Foley Catheter Hook
Removable Plus Seat Covers	127	Thermal Comfort
Removeable Plus Back Covers	167	Central Caster Locking System
Swing Away Tablet	426	Trendelenburg option
IV Pole & Holder	352	
Flip Up Tablet	387	

PRODUCT CODE KEY

Line	Series	Chair Type	Arm Type	Style
JOR	8	BSR	INF	1
Jordan	Motion	Recliner Plus	Cushioned Armrest	Casters
			WOD	2
			Wood Arm	Legs
			URE	3
			Wood Arm with Urethane Cap	Central Locking Casters
			SSC	
			Wood Arm with Solid Surface Cap	
			UPH	
			Upholstered Arm	
			FUR	
			Full Urethane	

JORDAN | SLEEP RECLINER

DIMENSIONS

	Overall Width w/ 4 Position Mechanism	Overall Width with Cushioned Armrest	Overall Width w/ Accessories both sides	Overall Depth	Overall Depth w/ Footrest Reclined	Overall Depth w/ Sleep Recline	Overall Height	Seat Height	Height of Arms from Floor	Width Between Arms	Seat Depth	Shipping Weight	Cubes
Sleep Recliner	32.25	34.5	38.25	37	54	72.5	45.5	19.5	28.25	23	20	175	27

WEIGHT CAPACITY: Jordan Sleep Recliner has a maximum weight rating of 350 lbs under normal use (i.e. no excessive force in the use of the product).

COM REQUIREMENTS

	COM Yardage for Complete Unit	COM Yardage Seat Only	COM Yardage Back Only	COM Yardage Arm Panel Only	COM Yardage Upholstered Pad Only	COM Yardage Footrest Cushioned Armrest Only
One Chair	5.8	1.0	2.5	2.8	0.4	.75
Two Chairs	11.6	2.0	5	5.6	0.8	1.5
Three Chairs	17.4	3.0	7.5	8.4	1.2	2.25
Four Chairs	23.2	4.0	10	11.2	1.6	3

JORDAN | SLEEP RECLINER FEATURES & OPTIONS



HIGH DURABILITY MECHANISM

Jordan Sleep Recliner mechanisms are designed for high-traffic, intensive use in care-giving environments. They are built with high-strength steel, and include Delrin™ wear pads between moving components for added smoothness and longevity.



PUSH BAR

This is a standard feature on the Jordan recliner when ordered with casters. Ergonomically designed to assist care-giving staff in the movement and operation of the recliner, and reduce back strain on the caregiver.



JORDAN SLEEP RECLINERS MECHANISM

This mechanism provides Infinitely Adjustable positions: Position A - Seated with feet on the floor, footrest in down (closed) position. Seat-back angle is 102 degrees. Position B - Footrest is fully extended, without compromising the upright position of the back. The seat-back angle remains at 102 degrees. Position C - is the range of infinite adjustability from the seated position of 102 degrees back angle to the fully reclined position at 133 degrees. The Infinitely Adjustable Back angle can be locked in any position with the back adjustment lever that goes to a maximum of 175 degrees when fully extended.



BACK ADJUSTMENT LEVER

The Jordan Sleep Recliner comes with the back adjustment lever which creates an infinite number of back adjustments within the chair. The back adjustment lever comes in a black plastic finish on the caregiver side. The standard position when ordering is left hand based on a position facing the unit, unless specified otherwise.




MECHANISM WITH TRENDELENBERG

This mechanism provides the same positions described above, as well as the additional Trendelenberg position: full recline with footrest fully extended, seat-back angle remains at 125 degrees, but the back is now 65 degrees from vertical - resulting in the feet being above the head. It is activated by a foot-release lever that is accessible from either side of the recliner. Not available on Recliner Plus.



FOOTREST LEVER

Jordan Sleep Recliner comes with the footrest lever, which extends and closes the built-in footrest. The footrest lever comes in a powder-coated finish to match the casters. The standard position when ordering is a left hand position based on facing the unit, unless specified otherwise.



ENHANCED CUSHIONING

The Jordan Recliners have been upgraded with a softer seat, a more pronounced headrest, and contoured back shaping for improved support. These enhancements, along with the addition of dual-density foam, make these recliners the leader in patient comfort.



ARM OPTIONS

Arms are available in wood, wood with urethane arm cap, wood with solid surface arm cap or full urethane. The urethane provides enhanced durability and protection for the arms and is available in three color options; Black, Grey and Taupe. The urethane arm cap is field replaceable if damaged or degraded.



CLEANING & INFECTION CONTROL

Specifically designed to ease the cleaning and disinfection of the recliner and the floor underneath. Upholstery covers can be made removable, and individual components are automatically removable, to enable thorough cleaning and disinfection.



LEGS

Jordan Sleep Recliners are available with wood legs - in either Beech or Maple. Two options exist for glides on the Jordan Sleep Recliners. The white nylon glides are ideal for use on flooring that is easily marked. The stainless steel glides should be utilized for all other types floor surfaces. The stainless steel glide is provided when ordering the Jordan Recliners unless the white nylon glide is specified. The white nylon glide is available at the same price as the stainless steel option.

JORDAN | SLEEP RECLINER FEATURES & OPTIONS



FOLEY HOOK

This recessed, retractable hook system provides a mounting system for catheter bags. It is spring-loaded to automatically retract when not in use, to eliminate any hazard.



IV POLE & HOLDER

The Jordan IV Pole is height adjustable (in a range of 27"), and can be added in the field. It can be located in any of four locations (left or right, front or back) -if ordered with the recliner, the location must be specified at time of order.



CUSHIONED ARMREST

The Cushioned Armrest was designed to maximize patient comfort during infusion treatments. The extra padded and wider arms provide comfort and support over long periods of time. Arms can be ordered in Krug standard healthcare rated grey vinyl or in coordinating textiles.



FLIP UP TABLET

The tablet's size is 18" x 14" x 3/4", and it can be located on either side of the recliner (must be specified if being ordered with the recliner). It is available in Beech and Maple Veneer, as well as Plastic Laminate with a Polymer edge. It folds flat (protruding 3" from the side of the recliner when flat). Please specify whether a right-handed or left-handed position is needed when ordering. Tablet must be mounted on the opposite side when a Patient Transfer Arm is ordered.



SWING AWAY TABLET

The Swing Away Tablet (24" x 14 3/4" x 3/4") is designed to be easily operated by the caregiver or user. The Break Away design allows for the tablet to be easily pushed away from the user in an emergency to gain quick access to the patient. The tablet has the ability to slide up and fold over and rotates 180 degrees. The kidney-shaped design is ideal for use as an eating, writing or work surface. The Footrest activation lever is specified either left or right handed based on a position facing the unit and opposite to where the tablet appears.



PATIENT TRANSFER ARM

The Patient Transfer Arm is designed to fold down where the arm is level with the chair seat. This design allows the caregiver to easily transport patients from the chair to bed. The arm is folded down by accessing the adjustment lever at the side of the chair. The Patient Transfer Arm is specified in a right or left handed position based on facing the unit. Please note, the Patient Transfer Arm cannot be located on the same side as IV Poles or the footrest lever or tablets.



FOOT TRAY

This option provides a concealed, pull-out tray to assist patients with ingress and egress. It features a non-slip tread and dedicated casters that prevent tipping when standing on the tray.



THERMAL COMFORT

Providing warmth to patients undergoing chemotherapy and other treatments can be vitally important. Thermal Comfort is an option available on all Jordan Recliners, and features a hand-held controller located on the inside arm of the recliner (please specify right hand side or left hand side -facing). It provides two heat zones: one in the seat and one in the back. Back and seat zones can be controlled independently, to one of two heat settings. Controls are conveniently placed for the user to access and include a safety time-out feature after 30 minutes. Access to a 110/120 volt, 15 amp(min) electrical outlet is required.



POWER CONTROL

Optional motorized recline is available on Jordan Recliner and Sleep Recliner. The Recliner features a single function control which operates the back and ottoman simultaneously. The Sleep Recliner features independent back and ottoman control. Power can also be specified with a lithium battery pack able to run 200 cycles on a full charge.



CASTERS

The standard caster is 4" in diameter, soft-wheel, full swivel, with a lock that in a single action locks both the swivel and rotation of the caster. The Central Locking caster has the same features, with a hooded design.







CENTRAL CASTER LOCKING SYSTEM

Allows for single action locking of all four casters at one time. Casters are locked both directionally and rotationally, keeping the recliner in place when locked. The color-coded external foot pedal indicates Red for the locked position (when lowered) and Green for the unlocked position (when unlowered). The standard position for the foot pedal is located at the rear outside of the left (facing) arm panel. It can optionally be located at the front outside of the arm panel (either side) or at rear of right (facing) arm panel. Central locking casters are 4" diameter with soft wheel treads. Purchase orders must indicate Central Caster Locking System option, note the requested position, and include the upcharge - see pricing pages for upcharge info.

REMOVABLE COVERS AND REPLACEMENT COMPONENTS

Jordan Sleep Recliners chairs are available with Removable Seat and Back Covers for an upcharge. Removable seat and back covers can be quickly installed on Jordan products that were originally ordered with the Removable cover option. Removable seat and back covers can also be installed on Jordan products that were not originally ordered with the Removable cover option, with some simple staple removal on the original seats and backs..

JORDAN | SLEEP RECLINER

DESCRIPTION/MODEL	Species	COM		COL			FABRIC GRADES			LEATHER	
		1	2	3	4	5	6	7	8	9	
	Cushioned Armrest, with legs										
	JOR8-SRINF24 (no push bar)	Beech 4208	4372	4535	4765	5024	5253	5513	5839	6165	
		Maple 4286	4450	4613	4841	5102	5331	5593	5918	6245	
	Cushioned Armrest, with casters										
	JOR8-SRINF14 (no push bar)		4457	4620	4783	5010	5273	5502	5763	6087	6414
	JOR8-SRINF13		4517	4680	4842	5073	5332	5562	5821	6148	6474
	Wood Arm, with legs										
	JOR8-SRWOD24 (no push bar)	Beech 4051	4213	4376	4604	4866	5096	5354	5681	6006	
		Maple 4129	4293	4454	4684	4945	5173	5435	5761	6084	
	Wood Arm, with casters										
	JOR8-SRWOD14 (no push bar)	Beech 4300	4464	4624	4854	5113	5343	5605	5930	6256	
		Maple 4324	4488	4649	4879	5139	5368	5630	5955	6280	
	JOR8-SRWOD13	Beech 4359	4521	4685	4913	5175	5403	5665	5990	6316	
		Maple 4383	4547	4711	4939	5200	5429	5690	6015	6341	

ORDERING NOTES: All Jordan Recliners components are specified either left or right handed based on a position facing the unit. **Combination upholstery** (more than one upholstery cover within the same unit) is an option on all Jordan upholstered products. When combination upholstery is with upholstery of the same grade or COM, an upcharge for dual fabrics is **\$31 list** per unit and **\$60 list** per unit for three fabrics. When graded in combination upholstery is selected, use the highest grade upholstery selected or contact Customer Service for a quote -please provide the fabrics specified and a description of where each fabric is to be applied on the product in order to obtain a quote.

Shipping note: Jordan Sleep Recliners ship with the back apart from the chair folded down inside the packaging.

Jordan Recliner Option Upcharges	\$ List	\$ List
Moisture Barrier (per yard)	60	Trendelenburg option
Removable Seat Covers	108	Replacement Battery
Removeable Back Covers	120	Central Caster Locking System
Power Mechanism - Corded	890	Swing Away Tablet
Power Mechanism - Battery	1185	Flip Up Tablet
Power Trendelenburg Mechanism - Corded	1286	Solid Surface Arm Cap (per pair) - Gr A White
Power Trendelenburg Mechanism - Battery	1592	Solid Surface Arm Cap (per pair) - Gr A Color
Foley Catheter Hook	200	Solid Surface Arm Cap (per pair) - Gr B
Thermal Comfort	860	Solid Surface Arm Cap (per pair) - Gr C
Patient Transfer Arm	865	Note: For Solid Surface option replace arm type with
IV Pole & Holder	352	"SSC" in the model number and add the upcharge above.





COORDINATING CUSHIONED ARM OPTION - please add the following up charges for Cushioned Arm in coordinating fabric.

Fabric Grades	1	2	3	4	5	6	7	8	9
2 ARMS	20	43	64	111	156	200	245	290	380

PRODUCT CODE KEY

Line	Series	Chair Type	Arm Type	Style
JOR	8	SR	INF	1
Jordan	Motion	Sleep Recliner	Cushioned Armrest	Casters
		PSR	WOD	2
		Power Sleep Recliner	Wood Arm	Legs
		SRT	URE	3
		Sleep Recliner with Trendelenburg	Wood Arm with Urethane Cap	Central Locking Casters
		PSRT	SSC	
		Power Sleep Recliner with Trendelenburg	Wood Arm with Solid Surface Cap	
			UPH	
			Upholstered Arm	
			FUR	
			Full Urethane	

JORDAN | SLEEP RECLINER

DESCRIPTION/MODEL	Species	COM		COL			FABRIC GRADES			LEATHER	
		1	2	3	4	5	6	7	8	9	
	Wood Arm with Urethane Cap, with legs										
	JOR8-SRURE24	Beech	4127	4290	4453	4682	4944	5172	5433	5760	6083
	(no push bar)	Maple	4205	4369	4531	4761	5020	5250	5510	5836	6161
	Wood Arm with Urethane Cap, with casters										
	JOR8-SRURE14	Beech	4372	4537	4698	4927	5186	5416	5676	6002	6329
	(no push bar)	Maple	4397	4562	4723	4952	5212	5442	5702	6028	6354
	JOR8-SRURE13	Beech	4434	4597	4761	4987	5250	5478	5739	6065	6390
		Maple	4461	4621	4784	5013	5275	5503	5764	6090	6415
	Upholstered Arm, with legs										
	JOR8-SRUPH24	Beech	3923	4096	4265	4507	4782	5022	5299	5641	5984
	(no push bar)	Maple	3945	4116	4287	4530	4806	5046	5320	5665	6008
	Upholstered Arm, with casters										
	JOR8-SRUPH14	n/a	4002	4174	4345	4587	4863	5102	5377	5720	6066
	(no push bar)										
	JOR8-SRUPH13	n/a	4027	4199	4370	4610	4884	5127	5402	5745	6090



PATIENT TRANSFER ARM:

Jordan Recliners and their replacement arms are available with the option of a patient transfer arm, see image. Patient Transfer Arms cannot be used in conjunction with accessories such as the IV Pole on the same side as the transfer mechanism. To order the Patient Transfer Arm, please refer to the Product Code Key, under Arm

Style and apply the following **\$865 list** upcharge to the recliner pricing. Please note, the Patient Transfer Arm is specified either right or left handed based on a position facing the unit.

Jordan Recliner Option Upcharges	\$ List		\$ List
Moisture Barrier (per yard)	60	Central Caster Locking System	997
Removable Seat Covers	108	Power Mechanism - Corded	890
Removeable Back Covers	120	Power Mechanism -Battery	1185
Foley Catheter Hook	200	Power Trendelenburg Mechanism - Corded	1286
Thermal Comfort	860	Power Trendelenburg Mechanism -Battery	1592
Trendelenburg option	807	Replacement Battery	575
Swing Away Tablet	426		
Flip Up Tablet	387		

PRODUCT CODE KEY

Line	Series	Chair Type	Arm Type	Style	
JOR	8	SR	INF	1	3
Jordan	Motion	Sleep Recliner	Cushioned Armrest	Casters	Push Bar
		PSR	WOD	2	4
		Power Sleep Recliner	Wood Arm	Legs	No Push Bar
		SRT	URE	3	
		Sleep Recliner with Trendelenburg	Wood Arm with Urethane Cap	Central Locking Casters	
		PSRT	SSC		
		Power Sleep Recliner with Trendelenburg	Wood Arm with Solid Surface Cap		
			UPH		
			Upholstered Arm		
			FUR		
			Full Urethane		

JORDAN | SLEEP RECLINER

DESCRIPTION/MODEL	Species	COM		COL			FABRIC GRADES			LEATHER	
		1	2	3	4	5	6	7	8	9	




Full Urethane Arm, with legs

JOR8-SRFUR24	Beech	3901	4064	4228	4454	4716	4945	5205	5532	5857
(no push bar)	Maple	3953	4116	4279	4509	4769	4999	5258	5584	5908



Full Urethane Arm, with casters

JOR8-SRFUR14	n/a	4147	4309	4471	4700	4961	5190	5450	5776	6104
(no push bar)										
JOR8-SRFUR13	n/a	4207	4371	4534	4763	5022	5252	5512	5838	6163



PATIENT TRANSFER ARM:

Jordan Recliners and their replacement arms are available with the option of a patient transfer arm, see image. Patient Transfer Arms cannot be used in conjunction with accessories such as the IV Pole on the same side as the transfer mechanism. To order the Patient Transfer Arm, please refer to the Product Code Key, under Arm

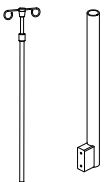
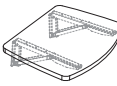
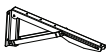
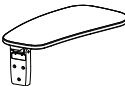

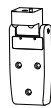



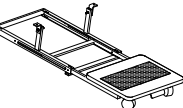
Style and apply the following **\$865 list** upcharge to the recliner pricing. Please note, the Patient Transfer Arm is specified either right or left handed based on a position facing the unit.

Jordan Recliner Option Upcharges	\$ List	\$ List
Moisture Barrier (per yard)	60	997
Removable Seat Covers	108	890
Removeable Back Covers	120	1185
Foley Catheter Hook	200	1286
Thermal Comfort	860	1592
Trendelenburg option	807	575
Swing Away Tablet	426	
Flip Up Tablet	387	
		Central Caster Locking System
		Power Mechanism - Corded
		Power Mechanism -Battery
		Power Trendelenburg Mechanism - Corded
		Power Trendelenburg Mechanism -Battery
		Replacement Battery

PRODUCT CODE KEY

Line	Series	Chair Type	Arm Type	Style
JOR	8	SR	INF	1
Jordan	Motion	Sleep Recliner	Cushioned Armrest	Casters
		PSR	WOD	2
		Power Sleep Recliner	Wood Arm	Legs
		SRT	URE	3
		Sleep Recliner with Trendelenburg	Wood Arm with Urethane Cap	Central Locking Casters
		PSRT	SSC	
		Power Sleep Recliner with Trendelenburg	Wood Arm with Solid Surface Cap	
			UPH	
			Upholstered Arm	
			FUR	
			Full Urethane	

JORDAN | RECLINER ACCESSORIES & REPLACEMENT COMPONENTS

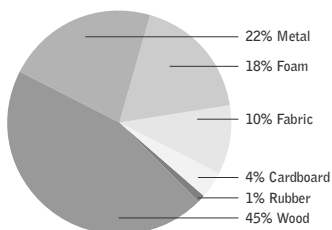
DESCRIPTION/MODEL	Price	Shipping Weight	Cubes
 <p>IV Pole JOR8-RCRIP</p> <p>IV Pole Holder JOR8-RCRIPB</p>	271 81	3.8 2	1.4 0.2
 <p>Flip Up Tablet with brackets JOR8-RCRTK (wood or laminate)</p>	387	6.6	1.6
 <p>Flip Up Tablet 18"w x 14"d x .75"h JOR8-RCRT (wood or laminate)</p>	310	5.8	1.4
 <p>Flip Up Tablet Bracket JOR8-RCRTH</p>	111	0.8	0.2
 <p>Swing Away Tablet with Mechanism 24"w x 14.75"d x .75"h JOR8-SRST (wood or laminate)</p>	426	20	1.2
 <p>Swing Away Tablet Only JOR8-SRRT (wood or laminate)</p>	221	7	0.8
 <p>Swing Away Tablet Mechanism Only JOR8-SRRTH</p>	280	13	1
 <p>Push Bar JOR8-SRRPB</p>	191	2	0.3
 <p>Replacement Foley Catheter Hook JOR8-RHK</p>	200	1	0.2
 <p>Locking Rubber Wheel Caster JOR8-RCRCASRL -Back Left JOR8-RCRCASRR -Back Right JOR8-RCRCASFL -Front JOR8-RCRCASFR -Front</p>	89 43	2 2	0.2 0.2
 <p>Recliner Foot Tray JOR8-RRFT</p> <p>Sleep Recliner Foot Tray JOR8-SRRFT</p>	420 518	2.8 2.8	15 15

JORDAN GLIDER | ENVIRONMENTAL SUMMARY

LEED CI CREDITS



MATERIAL CONTENT:



PRE-CONSUMER

RECYCLED CONTENT = 9.0%

POST-CONSUMER

RECYCLED CONTENT = 10.5%

CONTRIBUTES TO

CREDIT 2.1 - 2.2	Construction Waste Management	1-2 point(s)
CREDIT 3.3	Resource Reuse	1 point
CREDIT 4.1	Recycled Content	1 point
CREDIT 4.5	Low Emitting Materials, Systems & Seating	1 point
CREDIT 5.1	Regional Materials*	1 point
CREDIT 7	Certified Wood (MUST BE REQUESTED)	1 point(s)

*This credit is only applicable if in total 20% of the combined value of the procurement of construction materials and in the furniture are manufactured within a radius of 500 miles. This credit will apply if the installation of the finished product occurs within 500 miles of Kitchener, Ontario.

level® CERTIFICATION & AIR-EMISSIONS CERTIFICATION



level® CERTIFICATION

BIFMA's e3 Furniture Sustainability Standard is a voluntary, multi-attribute standard that measures the degree of sustainability of furniture. This standard evaluates product and company environmental attributes and compliance systems in a wide range of elements which include Materials, Energy & Atmosphere, Human & Ecosystem Health and Social Responsibility. Jordan products have earned level®, BIFMA's sustainability certification program for furniture, certification through third-party verification against the e3 standard.



The mark of responsible forestry

AIR-EMISSIONS

All Jordan products are supplied air-emissions certified. Contact customer service for information.

FSC®

In 2005, Krug received Forest Stewardship Council® (FSC®) Chain-of-Custody certification for our manufacturing facilities. The FSC® Chain-of-Custody tracks certified wood from seedling to final sale. It signifies that the growth, harvesting and production of goods are entirely achieved through responsible forestry, which guarantees a healthy supply of forest resources for generations to come. Jordan and other Krug products can be specified with FSC® Certification.



Architects, designers, and building professionals can specify FSC®-certified products in order to achieve a point from the U.S. Green Building Council's Leadership in Energy and Environmental Design (LEED) Rating System.

JORDAN | GLIDER - DIMENSIONS & COM REQUIREMENTS

DIMENSIONS

	Overall Width	Overall Depth	Overall Height	Seat Height	Height of Arms from Floor	Width Between Arms	Seat Depth	Shipping Weight	Cube	COM Yardage Seat
21" Seat	25	28	43.5	18.5	26	20.5	20	126	17	0.9
24" Seat	28	28	43.5	18.5	26	23.5	20	131	22	0.9

COM REQUIREMENTS

	COM Yardage Complete Unit	Yardage Per Chair - Complete Unit	COM Yardage Back Only	Yardage Per Chair - Back Only	COM Yardage Seat Only	Yardage Per Chair - Seat Only	COM Yardage Inner Arm Panels (Pair)	Yardage Per Chair Inner Arm Panels (Pair)
One Chair	4.6	4.6	1.97	1.97	0.9	0.9	0.5	0.5
Two Chairs	9.2	4.6	3	1.5	1.3	0.63	1	0.5
Three Chairs	13.8	4.6	4	1.33	2.37	0.79	1.5	0.5
Four Chairs	18.4	4.6	6	1.5	2.6	0.65	2	0.5

COM REQUIREMENTS (Continued)

	COM Yardage Outer Arm Panels (Pair)	Yardage Per Chair Outer Arm Panels (Pair)	COM Yardage Front Recessed Kickplate Only	Yardage Per Chair - Front Recessed Kickplate Only	COM Yardage Back Kickplate Only	Yardage Per Chair Back Kickplate Only
One Chair	1.7	1.7	0.5	0.5	0.3	0.3
Two Chairs	3.4	1.7	1	0.5	0.6	0.3
Three Chairs	5.1	1.7	1.5	0.5	0.9	0.3
Four Chairs	6.8	1.7	2	0.5	1.2	0.3

Note: Some vinyls, leathers & upholsteries are not suitable for application on Jordan seating.

The approval process is as follows:

1. A sample of the COM must be provided to Krug Customer Service prior to or at the time of order.
For Maharam or Momentum, Krug will obtain the upholstery cover sample.
2. The sample will be reviewed and the customer advised if the upholstery cover is unsuitable.
3. The COM upholstery cover or leather will be inspected when received at the factory, to identify any further concerns with its suitability.

JORDAN | GLIDER

21"



24"



CONTRASTING BACKS, SEATS, ARM PANELS, RECESSED FRONT PANEL & BACK PANEL

Combination upholstery (more than one upholstery cover within the same unit) is an option on all Jordan upholstered products. When combination upholstery is with upholstery of the same grade or COM, an upcharge for dual fabrics is **\$31 list per unit and \$60 list** per unit for three fabrics. When graded in combination upholstery is selected, use the highest grade upholstery selected or contact Customer Service for a quote -please provide the fabrics specified and a description of where each fabric is to be applied on the product in order to obtain a quote.

GLIDER	SEAT	BACK	INNER ARM PANEL	OUTER ARM PANEL	RECESSED FRONT PANEL	BACK KICKPLATE
21" & 24"	0.9	1.9	0.5	1.7	0.5	0.3

WEIGHT CAPACITIES

Jordan weight capacities are as follows:

Jordan Glider - 350 lbs

JORDAN | GLIDER - FEATURES & OPTIONS



CLEAN OUT

Jordan Glider seating models have a built-in clean out feature: a space at the back of the seat that allows dirt, debris and liquid to fall to the floor for easy clean up and maintenance - designed so that it does not detract from the comfort or appearance of the product.



STEEL SEAT FRAME

The structural seat frame is made from welded steel with a powder-coated finish that allows Jordan Glider to well exceed ANSI/BIFMA standards.

METAL-TO-METAL CONNECTIONS

Steel seat frames are joined to other components, in Jordan Glider products, with hardened steel bolts and inserts, ensuring exceptional durability and strength, and easy reconfigurability, as well as on-site replacement of damaged or degraded components.



WALL SAVER DESIGN

The angle of the back and the rear legs are designed to keep the back away from the wall, in a locked position, to prevent wear and damage to both the chairs and to the walls of the facility.



FINISH DURABILITY

The Krug Enduraguard finish, a proprietary catalyzed varnish formulation, has been repeatedly shown, through independent laboratory testing, to be the industry leader in durability and abrasion resistance. The Krug finish looks better longer than competitors, and is uniquely suited to the demands of healthcare environments.



ARM CAPS

The optional arm cap provides enhanced durability and protection for the arms. Available in Urethane or Solid Surface, either is field removable if it becomes damaged or degraded.



HEADREST

The headrest has a dual density foam for both comfort and support, and can be upholstered in matching or contrasting material. It is removable to allow for cleaning and replacement.



HORIZONTAL MOTION

The Jordan glider is designed to move the patient in a smooth, flat arc that is gentle, soothing and safe. The position of the feet is maintained on the floor throughout the glider motion, rather than being raised up down in a rocking motion.



TWO WIDTHS

21" and 24" widths are offered, allowing flexibility in accommodating patients of different sizes, and providing for the comfortable use of bolsters, pillows and other means of support for the patient.

MECHANISM

The mechanism is both replaceable in the field, and features a locking function so the glider can be used as a fixed chair.

REMOVABLE UPHOLSTERY COVERS

The seat and back covers can be specified to be removable, allowing for cleaning and repair, or replacement.

REMOVABLE AND REPLACEABLE COMPONENTS

All of the components - the seat, back, the arms, the arm cap, and the mechanism can be removed for cleaning, and replaced if damaged. Replacement Parts can be viewed on line at www.krug.ca.

RECESSED FRONT PANEL

The Glider's front panel has an attractive arc that serves an important function: to provide safer ingress and egress by allowing the patient to get their feet underneath their weight. This is augmented by arms that have been designed as softly rounded hand-holds, to safely and comfortably support the weight of the patient while entering and exiting the chair.





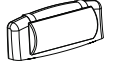
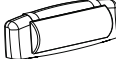
OPTIONS

Combination upholstery (more than one upholstery cover within the same unit) is an option on all Jordan upholstered products. When combination upholstery is with upholstery of the same grade or COM, an upcharge for dual fabrics is **\$31 list** per unit and **\$60 list** per unit for three fabrics. When graded in combination upholstery is selected, use the highest grade upholstery selected or contact Customer Service for a quote -please provide the fabrics specified and a description of where each fabric is to be applied on the product in order to obtain a quote.

Moisture Barrier & CAL 133

California Technical Bulletin 133 is a flammability test for seating. Krug offers a compliance method, in combination with non-flammable upholstery covers, may enable products to meet certification requirements for this test. This process at the same time also provides the products with a Moisture Barrier - a treatment that helps to prevent the passage of liquids and moisture to inside of the upholstered components - thereby conferring sanitary and anti-infection benefits. So when CAL 133 is specified, the product also automatically has a Moisture Barrier, and when a Moisture Barrier is specified, the product also features the compliance method and low flammability features of CAL 133. The application of this up-charge and the compliance method does not mean that the specific configuration of product and upholstery cover are tested and officially certified as being CAL133 compliant. If the official certification is required, Krug will provide this (through an independent certified testing laboratory) at a charge of \$852 per item, plus the cost of the product to be tested. Lead time for certification testing is typically 4-8 weeks. Moisture Barriers & CAL 133 is available for an upcharge of **\$60 list** per yard.

JORDAN | GLIDER

DESCRIPTION/MODEL	Species	COM		COL			FABRIC GRADES			LEATHER	
		1	2	3	4	5	6	7	8	9	
 21" Wood Arm JOR6-GL21WOD	Beech	1973	2094	2218	2342	2503	2666	2827	3027	3229	
	Maple	2005	2127	2248	2373	2536	2697	2859	3057	3259	
 21" Wood Arm with Urethane Cap JOR6-GL21URE	Beech	2094	2218	2342	2466	2626	2789	2951	3150	3350	
	Maple	2127	2248	2373	2495	2657	2820	2981	3181	3381	
 24" Wood Arm JOR6-GL24WOD	Beech	2080	2205	2327	2450	2612	2773	2934	3136	3334	
	Maple	2110	2235	2358	2479	2643	2805	2964	3166	3366	
 24" Wood Arm with Urethane Cap JOR6-GL24URE	Beech	2205	2327	2450	2573	2735	2896	3057	3259	3458	
	Maple	2235	2358	2479	2604	2767	2927	3088	3288	3489	
 21" Adjustable Headrest JOR2-RHR21		288	332	357	382	407	432	458	484	519	
 24" Adjustable Headrest JOR2-RHR24		319	364	392	421	449	476	504	530	570	

Jordan Glider Option Upcharges

	\$ List	\$ List
CAL 133 & Moisture Barrier (per yard)	60	Solid Surface Arm Cap (per pair) - Gr A White 420
Removable Seat Covers	83	Solid Surface Arm Cap (per pair) - Gr A Color 426
Removable Back Covers	97	Solid Surface Arm Cap (per pair) - Gr B 448
		Solid Surface Arm Cap (per pair) - Gr C 470

Note: To change Urethane arm cap to Solid Surface option replace arm type with "SSC" in the model number and the upcharge above.

PRODUCT CODE KEY

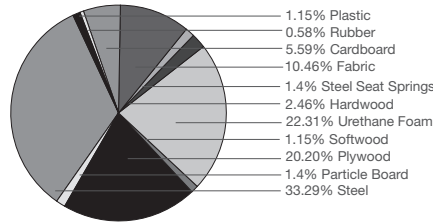
Line	Series	Chair Type	Size	Arm Type
JOR Jordan	6 Motion	GL Glider	21	WOD Show Wood
			24	URE Wood with Urethane Cap
				SSC Wood with Solid Surface Arm Cap

JORDAN LOUNGE SLEEPERS | LEED CI CREDIT SUMMARY

Jordan Lounge Sleepers



MATERIAL CONTENT:



PRE-CONSUMER
RECYCLED CONTENT = 5.49%

POST-CONSUMER
RECYCLED CONTENT = 40.69%

Up to 42.44% of this Jordan Lounge Sleepers product is recyclable at the end of its useful life.

CONTRIBUTES TO

CREDIT	CONTRIBUTES TO	POINTS
CREDIT 2.1 - 2.2	Construction Waste Management	1-2 point(s)
CREDIT 3.3	Resource Reuse	1 point
CREDIT 4.1	Recycled Content	1 point
CREDIT 4.2	Recycled Content	1 point
CREDIT 4.5	Low Emitting Materials, Systems & Seating	1 point
CREDIT 5.1	Regional Materials*	1 point
CREDIT 7	Certified Wood (MUST BE REQUESTED)	1 point(s)

*This credit is only applicable if in total 20% of the combined value of the procurement of construction materials and in the furniture are manufactured within a radius of 500 miles. This credit will apply if the installation of the finished product occurs within 500 miles of Kitchener, Ontario.

level® CERTIFICATION & FSC CERTIFICATION



level® CERTIFICATION

BIFMA's e3 Furniture Sustainability Standard is a voluntary, multi-attribute standard that measures the degree of sustainability of furniture. This standard evaluates product and company environmental attributes and compliance systems in a wide range of elements which include Materials, Energy & Atmosphere, Human & Ecosystem Health and Social Responsibility. Jordan Lounge Sleepers products have earned level®, BIFMA's sustainability certification program for furniture, certification through third-party verification against the e3 standard.



The mark of responsible forestry

FSC®

In 2005, Krug received Forest Stewardship Council® (FSC®) Chain-of-Custody certification for our manufacturing facilities. The FSC® Chain-of-Custody tracks certified wood from seedling to final sale. It signifies that the growth, harvesting and production of goods are entirely achieved through responsible forestry, which guarantees a healthy supply of forest resources for generations to come. Jordan Lounge Sleepers and other Krug products can be specified with FSC® Certification.



Architects, designers, and building professionals can specify FSC®-certified products in order to achieve a point from the U.S. Green Building Council's Leadership in Energy and Environmental Design (LEED) Rating System.

JORDAN | LOUNGE SLEEPERS

DIMENSIONS

	Overall Width	Overall Depth Chair	Overall Depth Chaise	Overall Depth Bed	Overall Height	Seat Height	Width Between Arms	Seat Depth	Shipping Weight	Cubes
One-Seat	35	38	65	87	39	19	28.5	19.5	150	41
Two-Seat	54	38	65	87	39	19	48	19.5	205	63

COM REQUIREMENTS

	COM Yardage Complete Unit	COM Yardage Seat Only	COM Yardage Back Only	COM Yardage Low Outer Back (Panel) Only	COM Yardage Arm Panel Only	COM Yardage Kickplate Upholstery Only	COM Yardage Ottoman Upholstery Only
One-Seat - One Chair	7.3	1.4	1.6	.8	2.9	.4	1
One-Seat - Two Chairs	14.6	2.8	3.2	1.6	5.8	.8	2
One-Seat - Three Chairs	22	4.3	4.8	2.4	8.7	1.2	3
One-Seat - Four Chairs	29.3	5.7	6.4	3.2	11.6	1.6	4
Two-Seat - One Chair	9.0	1.8	2.2	.8	2.9	.4	1.7
Two-Seat - Two Chairs	17.4	3.6	3.8	1.6	5.8	.8	3.4
Two-Seat - Three Chairs	26.4	5.4	6	2.4	8.7	1.2	5.1
Two-Seat - Four Chairs	34.8	7.2	7.6	3.2	11.6	1.6	6.8

NOTE: Some vinyls, leathers and upholsteries are not suitable for application on Jordan seating.

The approval process is as follows:

1. A sample of the COM must be provided to Krug Customer Service prior to or at the time of order.
2. The sample will be reviewed and the customer advised if the upholstery cover is unsuitable.
3. The COM upholstery cover or leather will be inspected when received at the factory, to identify any further concerns with its suitability.



One-Seat Lounge Sleepers



Two-Seat Lounge Sleepers



ORDERING NOTES:

Combination upholstery (more than one upholstery cover within the same unit) is an option on all Jordan upholstered products. When combination upholstery is with upholstery of the same grade or COM, an upcharge for dual fabrics is **\$31 list** per unit and **\$59 list** per unit for three fabrics. When graded-in combination upholstery is selected, use the highest grade upholstery selected or contact Customer Service for a quote -please provide the fabrics specified and a description of where each fabric is to be applied on the product in order to obtain a quote.

Jordan Lounge Sleepers Option Upcharges

	\$ List		\$ List
Moisture Barrier (per yard)	60	Two-Seat Lounge Sleepers - Removable Seat Covers	295
One-Seat Lounge Sleepers - Removable Seat Covers	191	Two-Seat Lounge Sleepers - Removable Back Covers	267
One-Seat Lounge Sleepers - Removeable Back Covers	184	Two-Seat Lounge Sleepers - Removable Ottoman Covers	274
One-Seat Lounge Sleepers - Removable Ottoman Covers	176	Solid Surface Arm Cap (per pair) - Gr A White	480
		Solid Surface Arm Cap (per pair) - Gr A Color	490
		Solid Surface Arm Cap (per pair) - Gr B	509
		Solid Surface Arm Cap (per pair) - Gr C	536

WEIGHT CAPACITIES

Jordan weight capacities are as follows:

Jordan One-Seat Lounge Sleepers is load rated to 350 lbs.


Jordan Two-Seat Lounge Sleepers is load rated to 525 lbs.

JORDAN | LOUNGE SLEEPERS FEATURES & OPTIONS



HIGH DURABILITY MECHANISM

This product features a heavy-duty mechanism, made with heavy gauge steel and minimal moving parts - its designed to last, and is backed by a 5-year warranty on the mechanism itself, in addition to the lifetime warranty on the rest of the product. If it does become damaged or degraded, the mechanism can be field-replaced.



COMFORTABLE SLEEP SURFACE

A new, enhanced sleep surface is 87" in length, providing exceptional range to stretch out in comfort, with supportive cushioning that is specifically designed for sleeping.



CHAISE/OTTOMAN POSITION

In addition to the sitting and sleep positions, this position allows the user to sit (or even sleep) in comfort with legs elevated and supported.



EASY OPEN AND CLOSE

The sleeper is extended easily to either position, using a pull handle that is neatly tucked away when not in use. The sleeper can be quickly closed by raising the back, and then lowering the ottoman cushion into the storage position. Instructions for operating the sleeper are located on the front of the ottoman cushion.



WALL SAVER DESIGN

The shape of the arm is designed to keep the back away from the wall (in a locked position), to prevent wear and damage to both the chairs and to the walls of the facility.



CASTERS

Enhanced accessibility of the casters allows the caregiver or visitor to easily lock and unlock them. The 3" casters are soft, with a premium lock function, which locks both the wheel rotation and the swivel rotation to rigidly hold the unit in position.



LEGS

Jordan Lounge Sleepers legs are available in Beech and Maple wood as well as Grey Urethane.




CUSTOM SIZING

Patient rooms can often have specific dimensional limitations, and so we have created the capability for custom sizing, which can typically be quoted within a width range of 24"-58". Other customization is possible also - just tell us what you need!

ARM STYLES

Jordan Lounge Sleepers feature five arm styles Upholstered Arm, Wood Arm, Full Urethane Arm, Wood Arm with Urethane Cap & Wood Arm with Solid Surface Cap. The optional arm caps and full urethane arm provide enhanced durability and protection for the arms. Urethane arm and arm cap are available in Black, Grey and Taupe colors. Solid Surface Arm caps are available in 8 colors shown on [page 94](#). The arm cap is field replaceable if it becomes damaged or degraded.



UPHOLSTERED ARM



WOOD ARM



FULL URETHANE ARM



URETHANE ARM CAP



SOLID SURFACE ARM CAP



CLEANING AND INFECTION CONTROL

Specifically designed to ease the cleaning and disinfection of the sleeper and the floor underneath them - in the first opening stage, open access is provided to the floor underneath so it can be cleaned without having to move the sleeper. Upholstery covers can be made removable, and individual components are automatically removable, to enable thorough cleaning and disinfection.

FINISH DURABILITY

Krug's finish is a catalyzed varnish formulation that has been repeatedly shown, through independent laboratory testing, to be an industry leader in durability and abrasion resistance. The Krug finish looks better longer than competitors, and is uniquely suited to the demands of healthcare environments.

JORDAN | LOUNGE SLEEPERS OPTIONS & INSTRUCTIONS



REMOVABLE & REPLACEABLE UPHOLSTERY & COMPONENTS

Seat, back and ottoman upholstery covers can be specified as removable, so they can be removed for cleaning, or replacement. The mechanism, casters, front kickplate, arm panels and caps - as well as seat, back and ottoman cushions - are field-replaceable if damaged or degraded - so the life of this product can be extended indefinitely, and made to look good as new.

COMBINATION UPHOLSTERY OPTIONS

Combination upholstery (more than one upholstery cover within the same unit) is an option on all Jordan upholstered products. When combination upholstery is with upholstery of the same grade or COM, an upcharge for dual fabrics is **\$31 list** per unit and **\$60 list** per unit for three fabrics. When graded in combination upholstery is selected, use the highest grade upholstery selected or contact Customer Service for a quote -please provide the fabrics specified and a description of where each fabric is to be applied on the product in order to obtain a quote.

MOISTURE BARRIER & CAL 133

California Technical Bulletin 133 is a flammability test for seating. Krug offers a compliance method, in combination with non-flammable upholstery covers, may enable products to meet certification requirements for this test. This process at the same time also provides the products with a Moisture Barrier - a treatment that helps to prevent the passage of liquids and moisture to inside of the upholstered components - thereby conferring sanitary and anti-infection benefits. So when CAL 133 is specified, the product also automatically has a Moisture Barrier, and when a Moisture Barrier is specified, the product also features the compliance method and low flammability features of CAL 133. The application of this up-charge and the compliance method does not mean that the specific configuration of product and upholstery cover are tested and officially certified as being CAL133 compliant. If the official certification is required, Krug will provide this (through an independent certified testing laboratory) at a charge of \$852 per item, plus the cost of the product to be tested. Lead time for certification testing is typically 4-8 weeks.

CONVERSION FROM CHAIR TO CHAISE TO SLEEPER (TO OPEN SLEEPER)

1. Chaise position - lock the casters and using the hand pull, pull the ottoman out. Lift pull handle up and out to fully extend the ottoman.
2. Sleep position - from chaise position, pull ottoman handle again away from chair to full extension. Lower the back manually forward into position.

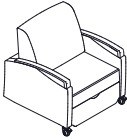


CONVERSION FROM SLEEPER TO CHAISE TO CHAIR (TO CLOSE SLEEPER)

1. Chaise position - Lift the Sleeper back into it's upright position and push (using the ottoman kick plate) inward.
2. Chair position - Lower the ottoman into the tuck away position and continue to push the ottoman inward



JORDAN | LOUNGE SLEEPERS

Description	Model	Species	COM		COL			FABRIC GRADES			LEATHER	
			1	2	3	4	5	6	7	8	9	
	One-Seat, wood arms and casters											
	JOR7-SL1WOD1	Beech	4451	4680	4909	5228	5593	5911	6276	6732	7185	
		Maple	4470	4698	4926	5247	5611	5929	6293	6747	7203	


	One-Seat, wood arms and wood legs											
	JOR7-SL1WOD2	Beech	4391	4618	4844	5165	5530	5846	6210	6667	7126	
		Maple	4420	4647	4877	5195	5560	5878	6243	6698	7154	


ORDERING NOTE: Jordan Lounge Sleepers are available with Grey Urethane Legs, to order change the “2” to a “3”.

	One-Seat, upholstered arms and casters											
	JOR7-SL1UPH1	n/a	4217	4444	4674	4994	5358	5674	6040	6496	6951	

	One-Seat, upholstered arms and wood legs											
	JOR7-SL1UPH2	Beech	4157	4383	4612	4930	5296	5613	5977	6433	6889	
		Maple	4178	4406	4634	4951	5315	5636	6000	6456	6910	

ORDERING NOTE: Jordan Lounge Sleepers are available with Grey Urethane Legs, to order change the “2” to a “3”.

	One-Seat, wood arms with urethane cap and casters											
	JOR7-SL1URE1	Beech	4629	4856	5085	5403	5767	6085	6452	6906	7363	
		Maple	4649	4879	5106	5425	5791	6109	6474	6928	7384	

	One-Seat, wood arms with urethane cap and wood legs											
	JOR7-SL1URE2	Beech	4566	4795	5022	5341	5705	6025	6389	6842	7301	
		Maple	4602	4830	5057	5375	5740	6060	6425	6879	7336	

ORDERING NOTE: Jordan Lounge Sleepers are available with Grey Urethane Legs, to order change the “2” to a “3”.

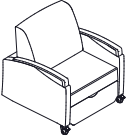
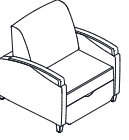
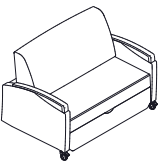
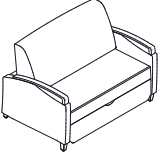

Jordan Lounge Sleepers Option Upcharges

	\$ List		\$ List
Moisture Barrier (per yard)	60	Solid Surface Arm Cap (per pair) - Gr A White	480
One-Seat Lounge Sleepers - Removable Seat Covers	191	Solid Surface Arm Cap (per pair) - Gr A Color	490
One-Seat Lounge Sleepers - Removeable Back Covers	184	Solid Surface Arm Cap (per pair) - Gr B	509
One-Seat Lounge Sleepers - Removable Ottoman Covers	176	Solid Surface Arm Cap (per pair) - Gr C	536

PRODUCT CODE KEY

Line	Series	Chair Type	Size	Arm Type	Base Type
JOR	7	SL	1	WOD	1
Jordan	Motion	Sleeper	One-Seat	Wood Arm	Casters
			2	UPH	2
			Two-Seat	Upholstered Arm	Wood Legs
				URE	3
				Wood Arm with Urethane Arm Cap	Grey Urethane Legs
				FUR	
				Full Urethane Arm	
				SSC	
				Wood Arm with Solid Surface Arm Cap	

JORDAN | LOUNGE SLEEPERS

Description	Model	Species	COM		COL	FABRIC GRADES				LEATHER	
			1	2		3	4	5	6	7	8
	One-Seat, Full Urethane Arm, with casters JOR7-SL1FUR1	n/a	4354	4583	4812	5131	5494	5812	6177	6633	7089
	One-Seat, Full Urethane Arm, and wood legs JOR7-SL1FUR2	Beech Maple	4295 4323	4520 4550	4747 4778	5066 5097	5432 5461	5749 5780	6113 6146	6569 6599	7026 7057
	Two-Seat, wood arms and casters JOR7-SL2WOD1	Beech Maple	5505 5525	5785 5804	6066 6083	6459 6477	6906 6925	7299 7316	7746 7765	8307 8326	8871 8887
	Two-Seat, wood arms and wood legs JOR7-SL2WOD2	Beech Maple	5443 5472	5723 5752	6002 6033	6395 6426	6843 6874	7237 7268	7686 7714	8246 8276	8807 8835
	Two-Seat, upholstered arms and casters JOR7-SL2UPH1	n/a	5272	5549	5832	6224	6672	7064	7513	8073	8636

ORDERING NOTE: Jordan Lounge Sleepers are available with Grey Urethane Legs, to order change the “2” to a “3”.

ORDERING NOTE: Jordan Lounge Sleepers are available with Grey Urethane Legs, to order change the “2” to a “3”.


Jordan Lounge Sleepers Option Upcharges

	\$ List		\$ List
Moisture Barrier (per yard)	60	Two-Seat Lounge Sleepers - Removable Seat Covers	295
One-Seat Lounge Sleepers - Removable Seat Covers	191	Two-Seat Lounge Sleepers - Removable Back Covers	267
One-Seat Lounge Sleepers - Removable Back Covers	184	Two-Seat Lounge Sleepers - Removable Ottoman Covers	274
One-Seat Lounge Sleepers - Removable Ottoman Covers	176	Solid Surface Arm Cap (per pair) - Gr A White	480
		Solid Surface Arm Cap (per pair) - Gr A Color	490
		Solid Surface Arm Cap (per pair) - Gr B	509
		Solid Surface Arm Cap (per pair) - Gr C	536

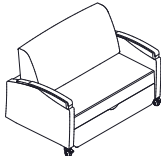
PRODUCT CODE KEY

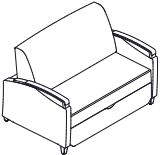
Line	Series	Chair Type	Size	Arm Type	Base Type
JOR	7	SL	1	WOD	1
Jordan	Motion	Sleeper	One-Seat	Wood Arm	Casters
			2	UPH	2
			Two-Seat	Upholstered Arm	Wood Legs
				URE	3
				Wood Arm with Urethane Arm Cap	Grey Urethane Legs
				FUR	
				Full Urethane Arm	
				SSC	
				Wood Arm with Solid Surface Arm Cap	

JORDAN | LOUNGE SLEEPERS

Description	Model	Species	COM		COL		FABRIC GRADES			LEATHER	
			1	2	3	4	5	6	7	8	9
	Two-Seat, upholstered arms and wood legs										
	JOR7-SL2UPH2	Beech	5208	5488	5767	6161	6610	7003	7452	8012	8572
		Maple	5231	5512	5793	6184	6634	7026	7476	8037	8597

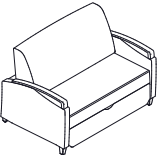
ORDERING NOTE: Jordan Lounge Sleepers are available with Grey Urethane Legs, to order change the "2" to a "3".

	Two-Seat, wood arms with urethane cap and casters										
	JOR7-SL2URE1	Beech	5681	5959	6240	6634	7082	7476	7925	8485	9046
		Maple	5702	5981	6262	6656	7103	7495	7944	8505	9066

	Two-Seat, wood arms with urethane cap and wood legs										
	JOR7-SL2URE2	Beech	5618	5900	6178	6570	7021	7412	7861	8421	8985
		Maple	5652	5933	6214	6608	7057	7449	7897	8459	9019

ORDERING NOTE: Jordan Lounge Sleepers are available with Grey Urethane Legs, to order change the "2" to a "3".

	Two-Seat, Full Urethane Arm, and casters										
	JOR7-SL2FUR1	n/a	5408	5687	5969	6362	6810	7201	7653	8209	8773

	Two-Seat, Full Urethane Arm, and wood legs										
	JOR7-SL2FUR2	Beech	5345	5625	5904	6298	6746	7141	7589	8149	8709
		Maple	5374	5654	5934	6329	6777	7171	7618	8178	8738

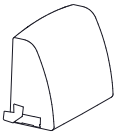
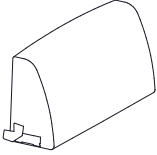
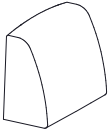
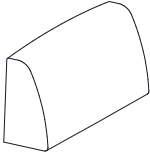
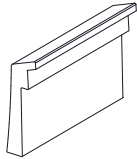
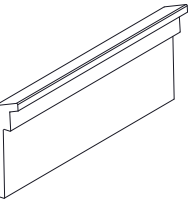
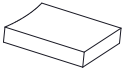
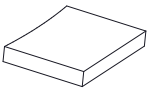
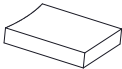

Jordan Lounge Sleepers Option Upcharges

	\$ List		\$ List
Moisture Barrier (per yard)	60	Solid Surface Arm Cap (per pair) - Gr A White	480
Two-Seat Lounge Sleepers - Removable Seat Covers	295	Solid Surface Arm Cap (per pair) - Gr A Color	490
Two-Seat Lounge Sleepers - Removable Back Covers	267	Solid Surface Arm Cap (per pair) - Gr B	509
Two-Seat Lounge Sleepers - Removable Ottoman Covers	274	Solid Surface Arm Cap (per pair) - Gr C	536

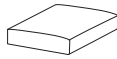

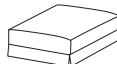
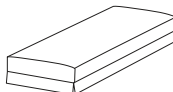
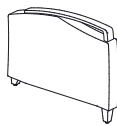
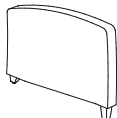
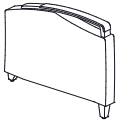
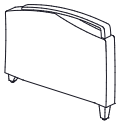
PRODUCT CODE KEY

Line	Series	Chair Type	Size	Arm Type	Base Type
JOR	7	SL	1	WOD	1
Jordan	Motion	Sleeper	One-Seat	Wood Arm	Casters
			2	UPH	2
			Two-Seat	Upholstered Arm	Wood Legs
				URE	3
				Wood Arm with Urethane Arm Cap	Grey Urethane Legs
				FUR	
				Full Urethane Arm	
				SSC	
				Wood Arm with Solid Surface Arm Cap	

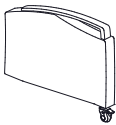
JORDAN | LOUNGE SLEEPERS REPLACEMENT COMPONENTS

Description	Model	COM		COL	FABRIC GRADES				LEATHER			Yardage	Weight	Cubes
		1	2	3	4	5	6	7	8	9				
	One-Seat Back JOR7-SL1RB	659	708	758	828	908	979	1057	1155	1258	1.6	18	5.6	
	Two-Seat Back JOR7-SL2RB	892	960	1030	1125	1235	1330	1442	1576	1713	2.2	30.1	9.3	
	One-Seat Back Cover JOR7-SL1RBC	227	278	327	396	476	547	625	725	825	1.6	2.6	1	
	Two-Seat Back Cover JOR7-SL2RBC	396	462	531	628	738	763	944	1082	1218	2.2	3.5	1	
	One-Seat Outback JOR7-SL1R0B	320	340	363	393	428	458	494	539	582	.7	8	2.5	
	Two-Seat Outback JOR7-SL2R0B	421	443	465	495	528	559	594	639	681	.7	14	4	
	One-Seat Seat JOR7-SL1RS	577	624	670	730	806	867	941	1030	1120	1.4	18.5	4.1	
	Two-Seat Seat JOR7-SL2RS	892	960	1030	1125	1235	1330	1442	1576	1713	1.8	31.4	6.8	
	One-Seat Seat Cover JOR7-SL1RSC	216	260	307	370	443	505	576	669	758	1.4	2.7	1	
	Two-Seat Seat Cover JOR7-SL2RSC	282	340	397	477	570	651	745	858	973	1.8	3.6	1	

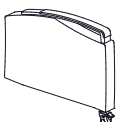
JORDAN | LOUNGE SLEEPERS REPLACEMENT COMPONENTS

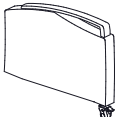
Description	Model	Species	COM		COL	FABRIC GRADES					LEATHER		Yardage	Weight	Cubes
			1	2	3	4	5	6	7	8	9				
	One-Seat Ottoman JOR7-SL1RO		343	375	405	450	493	543	592	654	716	1	9.6	3	
	Two-Seat Ottoman JOR7-SL2RO		522	575	628	702	787	862	945	1053	1157	1.7	17	5.3	
	One-Seat Ottoman Cover JOR7-SL1ROC		178	210	241	284	333	377	426	490	552	1	2.4	1	
	Two-Seat Ottoman Cover JOR7-SL2ROC		263	316	370	446	527	602	687	792	898	1.7	3.4	1	
	Wood Arm with legs JOR7-SLRWOD2	Beech	826	917	1009	1135	1278	1404	1548	1728	1910	2.9	32.8	4.9	
		Maple	839	930	1019	1147	1290	1418	1562	1743	1923				
ORDERING NOTE: Jordan Lounge Sleepers are available with Grey Urethane Legs, to order change the “2” to a “3”.															
	Upholstered Arm with legs JOR7-SLRUPH2	Beech	655	747	837	961	1107	1234	1376	1557	1738	2.9	32.8	4.9	
		Maple	660	750	840	967	1110	1237	1381	1562	1744				
ORDERING NOTE: Jordan Lounge Sleepers are available with Grey Urethane Legs, to order change the “2” to a “3”.															
	Wood Arm with Urethane Cap with legs JOR7-SLRURE2	Beech	919	1010	1100	1225	1371	1497	1641	1820	2005	2.9	32.8	4.9	
		Maple	931	1019	1112	1237	1381	1507	1652	1834	2013				
ORDERING NOTE: Jordan Lounge Sleepers are available with Grey Urethane Legs, to order change the “2” to a “3”.															
	Full Urethane Arm, with legs JOR7-SLRFUR2	Beech	804	893	985	1110	1254	1381	1525	1705	1887	2.9	32.8	4.9	
		Maple	808	898	988	1115	1259	1386	1528	1709	1890				
ORDERING NOTE: Jordan Lounge Sleepers are available with Grey Urethane Legs, to order change the “2” to a “3”.															

JORDAN | LOUNGE SLEEPERS REPLACEMENT PARTS


Description	Model	Species	COM			COL			FABRIC GRADES			LEATHER			Yardage	Weight	Cubes
			1	2	3	4	5	6	7	8	9						
	Wood Arm with casters JOR7-SLRWOD1	Beech	837	927	1016	1143	1287	1416	1558	1738	1921		2.9	33.4	4.9		
		Maple	843	935	1027	1150	1294	1422	1567	1746	1928						

	Upholstered Arm with casters JOR7-SLRUPH1		669	758	849	976	1119	1247	1390	1570	1751		2.9	33.4	4.9	
---	--	--	-----	-----	-----	-----	------	------	------	------	------	--	-----	------	-----	--


	Wood Arm with Urethane Cap with casters JOR7-SLRURE1	Beech	940	1030	1120	1247	1390	1517	1660	1841	2021		2.9	33.4	4.9	
		Maple	945	1037	1126	1252	1397	1524	1668	1847	2030					

	Full Urethane Arm, with casters JOR7-SLRFUR1		822	914	1005	1129	1274	1401	1544	1724	1907		2.9	33.4	4.9	
---	---	--	-----	-----	------	------	------	------	------	------	------	--	-----	------	-----	--

ORDERING NOTE: Please note when ordering Jordan Sleeper replacement arms, you must specify either a right or left arm.

	One-Seat Kickplate JOR7-SL1RUP		197	210	223	240	258	277	296	321	346	.4	4.1	0.6	
--	-----------------------------------	--	-----	-----	-----	-----	-----	-----	-----	-----	-----	----	-----	-----	--

	Two-Seat Kickplate JOR7-SL2RUP		252	264	278	295	314	332	352	377	403	.4	7.7	1.1	
--	-----------------------------------	--	-----	-----	-----	-----	-----	-----	-----	-----	-----	----	-----	-----	--

Description	Model	Price	Weight	Cubes	
	Locking Rubber Wheel Caster JOR7-SLRCAS		65	3.4	0.2

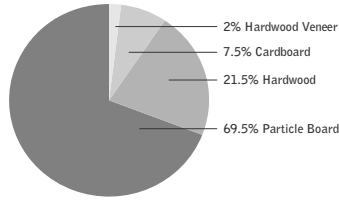
	Urethane Arm Cap JOR7-SLRURE		112	3.7	0.3
---	---------------------------------	--	-----	-----	-----

	Full Urethane Arm JOR7-SRRFUR		169	12	1
---	----------------------------------	--	-----	----	---

LEED CI CREDITS



MATERIAL CONTENT:



PRE-CONSUMER RECYCLED CONTENT = 71.25%
 POST-CONSUMER RECYCLED CONTENT = 6.9%

CONTRIBUTES TO

CREDIT 2.1 - 2.2	Construction Waste Management	1-2 point(s)
CREDIT 3.3	Resource Reuse	1 point
CREDIT 4.1	Recycled Content	1 point
CREDIT 4.2	Recycled Content	1 point
CREDIT 4.5	Low Emitting Materials, Systems & Seating	1 point
CREDIT 5.1	Regional Materials*	1 point
CREDIT 7	Certified Wood (MUST BE REQUESTED)	1 point(s)

*This credit is only applicable if in total 20% of the combined value of the procurement of construction materials and in the furniture are manufactured within a radius of 500 miles. This credit will apply if the installation of the finished product occurs within 500 miles of Kitchener, Ontario.

level® CERTIFICATION, AIR EMISSIONS AND FSC® CERTIFICATION



level® CERTIFICATION

BIFMA's e3 Furniture Sustainability Standard is a voluntary, multi-attribute standard that measures the degree of sustainability of furniture. This standard evaluates product and company environmental attributes and compliance systems in a wide range of elements which include Materials, Energy & Atmosphere, Human & Ecosystem Health and Social Responsibility. Jordan products have earned level®, BIFMA's sustainability certification program for furniture, certification through third-party verification against the e3 standard.



The mark of responsible forestry

AIR-EMISSIONS

All Jordan products are supplied air-emissions certified. Contact customer service for information.

FSC®

In 2005, Krug received Forest Stewardship Council® (FSC®) Chain-of-Custody certification for our manufacturing facilities. The FSC® Chain-of-Custody tracks certified wood from seedling to final sale. It signifies that the growth, harvesting and production of goods are entirely achieved through responsible forestry, which guarantees a healthy supply of forest resources for generations to come. Karma and other Krug products can be specified with one of two types of FSC® Certification:

- (a) FSC®-certified (which includes FSC®-certified lumber, veneer and substrate material)
 - (b) FSC®-mix certified (which includes substrate material only, and is a lower cost option certification)
- Contact customer service for further information, pricing and leadtimes.



Architects, designers, and building professionals can specify FSC®-certified products in order to achieve a point from the U.S. Green Building Council's Leadership in Energy and Environmental Design (LEED) Rating System.

JORDAN | TABLES FEATURES

WOOD SPECIES

Solid Beech & Maple frames, and edges. Veneer tops.

STANDARD FINISHES

For a complete list of standard wood finishes, please see [page 93](#). Jordan tables are available in 22 standard finishes.

LAMINATE AND POLYMER EDGE

Jordan tables are available in laminates with wood or laminates with Polymer edge. See [page 93](#) for laminate information. Please specify species, Beech or Maple, for the base frame under the laminate top.

ORDERING NOTES:

Linking tables can be ordered in conjunction with any of the Krug Multiple Seating. Linking tables are connected to the Multiple Seating via U-Shaped brackets.

The design of the tables for Jordan Multiple Seating allows for any table to be very easily added or moved to a new position within the configuration - or completely replaced - after the product has been first installed. The attachment of the tables is designed so that they can be readily be taken out of the configuration without any defacing of the adjoining seat frames.

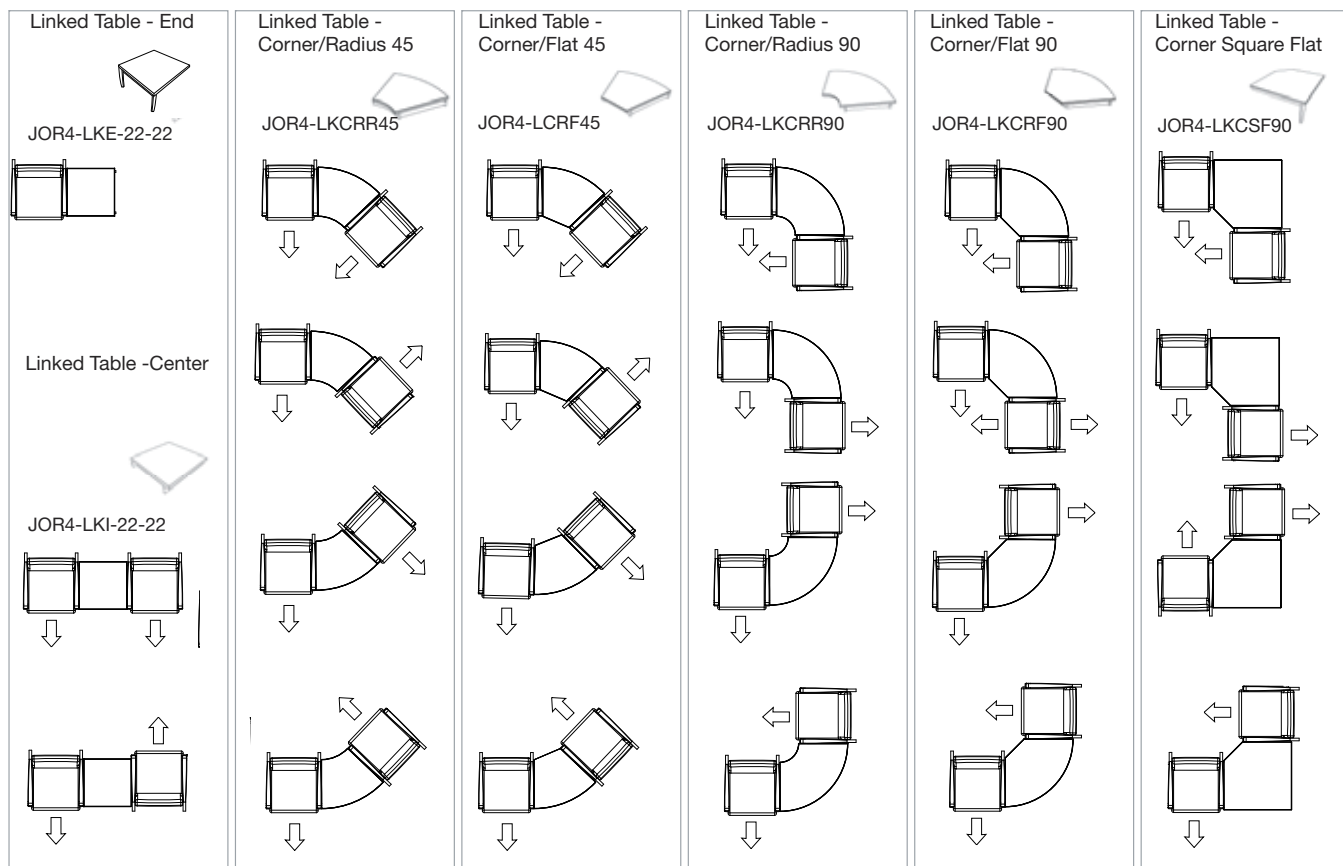
Linking Tables also feature a universal, non-handed design:

They can be moved to reverse position in almost any configuration, providing a high level of flexibility for reconfiguring.

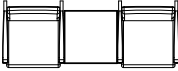
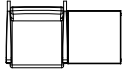
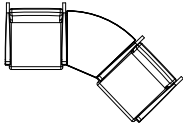
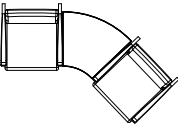
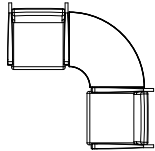
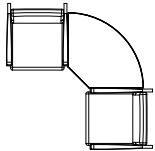
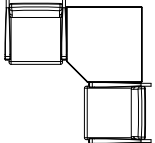
Please note Jordan Plastic Laminate Linking Tables are not available on *KrugExpress*. Please specify species, Beech or Maple, for the base frame under the laminate top.

Wood Tops with Wood Edges are available on *KrugExpress* but with a minimum order requirement of 5 tables per order.

A drawing showing the configuration of the multiple seating and tables is required with each purchase order.



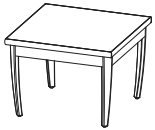

JORDAN | LINKING & FREESTANDING TABLES

DESCRIPTION/MODEL	Beech	Maple	Laminate with Wood Edge	Laminate with Polymer Edge	W	D	Weight	Cubes
 Center Square Table JOR4-LKI-22-22	605	670	686	500	22	22	18	1.5
 End Square Table JOR4-LKE-22-22	803	884	909	694	22	22	20	1.5
 Curvilinear Connector Table 45° with flat edge JOR4-LKCRF45	694	764	803	605	27.5	27.5	21	2.2
 Curvilinear Connector Table 45° JOR4-LKCRR45	694	764	803	605	27.5	27.5	21	2.2
 Curvilinear Connector Table 90° JOR4-LKCRR90	764	848	873	678	30.5	30.5	27	2.2
 Curvilinear Connector Table 90° with flat edge JOR4-LKCRF90	729	811	837	623	30.5	29	29	2.2
 Rectilinear Corner Connector Table 90° JOR4-LKCSF90	981	1059	1105	856	30.5	30.5	32	2.2

ORDERING NOTES: Linking tables can be ordered in conjunction with any of the Jordan Multiple Seating. Linking tables are connected to the Multiple Seating via U-Shaped brackets.

A drawing showing the configuration of the multiple seating and tables is required with each purchase order.

Rectilinear Corner Connector table 90° include a support leg in the outer corner. When specifying Linking Tables please ensure that each unit has legs on either side of the table. Please note Jordan Plastic Laminate Linking Tables are not available on *KrugExpress*. Please specify species, Beech or Maple, for the base frame under the laminate top. Wood Tops with Wood Edges are available on *KrugExpress* but with a minimum order requirement of 5 tables per order.

DESCRIPTION/MODEL	Beech	Maple	Laminate with Wood Edge	Laminate with Polymer Edge	W	D	H	Weight	Cubes	
	Square Tables									
	JOR4-22-22-16	936	1027	1029	870	22	22	16	26	5
	JOR4-42-22-16	1212	1336	1330	1126	42	22	16	46	9
	JOR4-22-22-21	961	1052	1057	893	22	22	21	28	7
	Circular Tables									
	JOR4-18D-16	1121	1237	1234	1042	18 Diameter	-	16	20	3
	JOR4-24D-16	1192	1301	1313	1108	24 Diameter	-	16	32	5
	JOR4-36D-16	1583	1745	1744	1473	36 Diameter	-	16	43	12
	JOR4-18D-21	1149	1263	1262	1070	18 Diameter	-	21	22	4
	JOR4-24D-21	1227	1336	1351	1142	24 Diameter	-	21	35	7

GENERAL INFORMATION

Terms and Conditions

Net 30 days on approved credit. A late payment charge of 1% per month will be applied on overdue invoices. This charge will be pro-rated to the number of days past 30 days that the invoice is overdue. All applicable sales taxes are extra. Distribution of this price list does not in itself constitute an offer to sell. Orders can be received only from authorized Krug dealers. Acceptance of any order and terms of sale may be established at the discretion of Krug. Deposits are required on orders received from new accounts as well as on large or special orders. Krug reserves the right to discontinue designs, or to change designs, construction, prices, or materials without notice.

Contact Information

Phone: 1.888.578.KRUG (5784) | Fax: 1.519.748.5177

Purchase Order Fax: 1.888.236.4783

Purchase Order E-mail: orders@krug.ca

Web: www.krug.ca E-mail: solutions@krug.ca

Customer Service Hours

Please note customer service hours are:

8:30 am to 5:00 pm est

Customer Satisfaction

It is the primary goal of Krug and our staff to ensure the complete satisfaction of our customers with our products and performance. If a problem arises with a Krug product after the expiration of the limited warranty period, Krug will exercise its best efforts to achieve the satisfaction of the customer in a manner that is fair to all concerned.

Order Acknowledgments

Each order will be acknowledged via e-mail or fax. This acknowledgment is the final agreement between Krug and the customer, superseding all previous communications regarding the purchase order. Where there is a discrepancy on a purchase order between a product code and a description, Krug will make every effort to resolve the discrepancy, but will be ruled by the product code ordered. Please check all acknowledgments for accuracy, and advise Krug of any discrepancies with a purchase order.

Order Cancellation

Krug reserves the right to not accept or allow cancellation of orders. All products are manufactured on a custom-made, make-to-order basis, and the purchasing, engineering and production of orders begins shortly after order placement - and the customer purchase order is a contract that authorizes Krug to manufacture the products. Acceptance of order cancellation (or partial cancellation) is solely at the discretion of Krug, and is dependent on the extent to which engineering, purchasing and manufacturing has been initiated by the time cancellation is requested. No order cancellations (partial or otherwise) are allowable more than 4 weeks from date of order placement (as order production is unable to be terminated by that point), and full payment of the acknowledged order value is required for any orders cancelled after 4 weeks. Cancellations may be allowable in less than 4 weeks after order placement, depending on the extent to which manufacturing has been initiated. An acceptance of order cancellation requires that the purchaser agrees to make payment for all costs incurred to the point of acceptance of cancellation. Cancellation charges include all costs for purchase of dedicated material and components, engineering costs for non-standard products, and all costs for manufacturing completed to that point, as well as a \$350 net charge for processing of the original order and for processing of cancellation invoicing.

Pricing

Krug endeavors to ensure that all prices in this price list reflect accurately our current prices. However, errors do occur and will be rectified through notices to the field. Krug reserves the right to acknowledge pricing that may be different from the price list.

Storage Charges

Krug reserves the right to assess a nominal storage charge if a customer does not accept shipment of an order within a week of the ship date.

Warranty

Krug warrants the construction and the finish of all our products to be free from defects in materials and workmanship for the lifetime of their use. This warranty is applicable to products in use by their original purchaser. This warranty does not apply to components not manufactured by Krug including textiles, which are subject to the specific warranties of those manufacturers, if any. Textiles (fabric, leather, vinyl, or any other covering material) suppliers do not guarantee their products for durability and color fastness, and nor does Krug. Casters, mechanical and electrical components have a warranty of five years from the date of purchase. The Krug warranty does not apply to COM-specified materials, damage caused by a carrier other than Krug, or variation in wood finishes due to natural wood color variation. Krug cannot be held responsible for variations in fabric dye lots from order to order. All fabric is carefully inspected when it is received, but a degree of variation in color should be expected. Repairs or replacement of any defect covered under this warranty by Krug will be made, at our option and method, at no charge to the original purchaser during the warranty period. Krug's judgement is final and binding with respect to the nature or cause of defects or damage, and the necessity or manner of repair or replacement.

This warranty does not apply to defects or damage resulting from:

- normal wear and tear occurring with the use of the product
- negligence, misuse, excessive use, alteration, improper cleaning or repair
- substitution or use of incorrect or unauthorized components or material
- handling or installation that is incorrect, or that causes damage or defect
- damage incurred by a freight carrier other than Krug
- wearing of finishes and fabrics, and normal variations in materials (including dye lot variations)
- properties of natural materials, including wood and leather
- exposure to environments with uncontrolled temperature and humidity (products must be transported, stored and used in climate-controlled conditions)

Note, specific warranties for components and materials not manufactured by Krug:

Jordan Sleepers Heavy-Duty Mechanism, made with heavy gauge steel and minimal moving parts - is backed by a 5-year warranty on the mechanism itself, in addition to the lifetime warranty on the rest of the product. If it does become damaged or degraded, the mechanism can be field-replaced.

Juno and Trevisa Overbed Tables have a 2-year warranty.

Blanket Wrapping

Krug will blanket wrap larger seating orders at customer's request. Please indicate on your purchase order and contact Customer Service.

Export Packaging

Krug is pleased to provide the option for export packaging on all our products, to provide additional protection from damage. For shipments overseas, a quote for export packaging can be provided, based on the products to be ordered and the delivery destination - please contact Customer Service or Bids & Specification Support for more information and a quotation. KRUG is not responsible for shipment damage occurring on overseas shipments

Export Packaging is STRONGLY RECOMMENDED for:

- (A) all shipments outside of the lower 48 states and Canada.
- (B) all shipments that will be held in storage for an extended period prior to installation.

Important: Please note that Krug will not be responsible for damage claims on product shipped or stored in the above conditions but where export packaging has not been utilized.

Dimensions

Dimensions are in inches and approximate, and subject to change without notice. Contact Customer Service if dimensions are critical.

GENERAL INFORMATION

Freight Terms and Conditions

1. All product is shipped FOB the Krug factory. Freight is either pre-paid to the destination or not pre-paid, depending on established customer specific freight terms.

2. Docks at the selected delivery location must be equipped to handle a 53' trailer. If a dock is inadequate for delivery by Krug, Krug will re-deliver to another local location and any additional costs will be charged to the customer.

3. For all deliveries, it is understood that Krug or its agent is making a dock delivery only (equipped to handle a 53' trailer), and any further work of truck unloading, delivery beyond the dock, installation, and removal of packaging is not authorized or paid for by Krug.

4. Drop shipments to the installation site, and timed deliveries, are available on larger shipments (full truckloads or slightly less) at no additional charge. Drop shipments or timed deliveries for smaller shipments may not be available, or if available will require a surcharge. Deliveries on an after hours basis, or on weekends, or any other special requirements, may be subject to a surcharge. Location and contact information, and the requested time of delivery, is required at least one week prior to the acknowledged shipment date. If this information is not provided one week in advance, or if the location or time of the drop shipment is changed less than one week in advance, a surcharge may be applied, and/or the drop shipment may not be scheduled. For deliveries requested Monday to Thursday after 5:00 pm, please apply a surcharge of \$250/shipment. For deliveries requested Monday to Friday before 7:00 am, please apply a surcharge of \$250/shipment. For deliveries requested Friday (after 3:00 pm) or weekends, please apply a surcharge of \$500/shipment. (local times).

5. For all deliveries - whether to the Customer location or drop shipment - any circumstances that result in the delay of our carrier (including unsuitable receiving facilities, or facilities not open or available), service charges will be applied at the rate of \$75/hour. Where re-delivery is necessary because of these circumstances, the full cost of re-delivery will be charged. If Less Than Truck Load is delivering, one hour is allocated to unload. Any additional time required to unload after the first hour is \$75/hour. If a Truck Load is delivering the order, three hours is allocated to unload. Any additional time required to unload is \$75/hour. Direct deliveries to site for large orders are possible, (must exceed \$60,000 net), and accommodate 48 - 53' trailers. Krug is responsible for delivery to the approved delivery address. If an address change is required, this must be authorized by Krug 5 business days prior to ship date. Any additional delivery costs incurred after this time will be charged to the customer.

Product Strength and Durability Testing

All Krug products have been thoroughly tested, and exceed the testing requirements of ANSI/BIFMA seating standard. Specific test results and documentation are available on request.



Installation Support

For assistance please contact Technical Support at 1-888-578-5784 x216 or e-mail installationhelp@krug.ca and you will be directed to the appropriate installation support person.

Damaged Shipments

All Krug product is well engineered, carefully inspected, and expertly loaded onto our trucks at our Distribution Center. If you receive any damaged freight, we ask that you do not refuse the shipment. Krug is not responsible for damage to goods that occurs in transit or

storage. It is the purchaser and/or receiver's responsibility to examine the goods upon receipt and to notify Krug of any damages, overages or shortages. Any discrepancies should be noted on the Bill of Lading. The delivering carrier will not accept responsibility for shortages or damages if signed "clear". Notification of concealed damage claims must be made to Krug Distribution within 5 days of delivery, along with digital pictures if available. All product and packaging must be available for inspection. Krug liability ceases after 5 business days and Krug will not be responsible for concealed damages if shipments are left unopened. Krug is not responsible for the condition of product that is stored or installed in an environment where temperature and humidity are not controlled.

Field Product Report Authorization

Krug's written authorization, in the form of an FPR number, must be obtained prior to incurring charges of any kind if Krug is expected to pay these charges. This includes authorization for returns, field repairs and replacements, post field repairs, installation and delivery charges. Krug reserves the right to have its representative inspect product related to any request for such authorizations, prior to that authorization being provided. Deductions from invoices paid for any charges to Krug, without prior written authorization in the form of an FPR, will not be accepted. Digital photographs may be required to complete the FPR process.

Returns

No merchandise may be returned without Krug's prior written consent. In the event of an authorized return, a Field Product Report (FPR) number will be issued, and a restocking charge will apply. Return transportation charges must be prepaid. Unauthorized returns will not be accepted and will be returned freight collect. All merchandise being returned must be properly packaged in its original or comparable replacement packaging to ensure protection of the product during handling and transportation. Returns on orders duplicated by the customer must be received in their original packaging to be accepted. Product being returned where Krug has authorized its liability for replacement or repair will be thoroughly inspected on its return, and the results compared to the reason for the return stated on the FPR. Any discrepancies, such as additional damage, signs of usage, missing parts, etc., will result in an adjustment to the amount of credit issued.

Custom Capabilities

Over 15% of our orders involve some type of custom work, and we invite our customers to make use of our extensive capabilities.

These include:

- 1) Dimensional customization of standard size products
- 2) Custom finishes
- 3) For larger orders, completely custom-designed products, as well as non-standard wood species can be specified.

Custom orders may require additional production lead times. Contact Engineering at the e-mail address engquotes@krug.ca.

Care and Maintenance Leather

Leather is a natural product and requires very little care during use. Most stains can be removed with a clean dry cloth. For stubborn spots and stains, use a mild non-detergent cleaner, rinse well and let air dry naturally. Do not use saddle soap, cleaning solvents, furniture polish, oils, varnish, abrasive cleaners, soaps or ammonia waters.

Fabric Upholstery

Professional upholstery cleaning is recommended.

Flammability Standards for Krug Textiles - Upholstery Program


- Passes State of California Technical Bulletin CAL 117-2013

KRUG TEXTILES - UPHOLSTERY FABRICS



Krug Textiles - Stocked Fabric Program


Grade 2




INFINITY PEWTER



BARLEY



LEMONGRASS



MAIZE




MACINTOSH




TERRAIN




JAVA




ATOLL



VINE



ASTER



BEYOND



GRAPHITE



ECLIPSE




MARATHON TINT



FLAX




WREN



CARAVEL




CURRY



SUNSET



CLOVE




FOLIAGE



OZ



CYAN




TOILE




STORM



NOIR



LINEUP TRANQUIL



BALTIC



SHADOW



SANDSTONE




PEWTER



FERN



SPICE




FUSE PRISTINE



SAFFRON




GINGER




PIMENTO




CARMINE



IRIS



WALNUT



MALTED



PRISTINE




PRISTINE



AZUREAN



LUNAR



PEPPER

Krug Textiles - Stocked Fabric Program

Grade 2



GRAPH ALLOY



ALPINE



CHALICE



CORK




POPPY




RUBY




BARK




PARROT



TIDAL



WAVE




LAPIS




ANCHOR




COAL




GRID CHROME




KHAKI



SUNBEAM



APPLE



EMBER



SCARLET




ORCHID




CHROME



GLACIER




SURF




INDIGO




FLINT




JET



BOBBY IRIS




AQUA




MOSS




LEMON



GLOW



ANCHOR




FUCHSIA




EPIC LIMESTONE



PEARL



JUTE



SLICE



FLARE




PORCINI




ESPRESSO



KIWI



CAPRI



REGAL



AZURE



GRANITE



STEEL

KRUG TEXTILES - UPHOLSTERY FABRICS




Krug Textiles - Stocked Fabric Program

Grade 2



Grade 3



Krug Textiles - Leather Program - Grade 8

Please contact Customer Service for specific information on leathers, available colors and lead times.



Krug Textiles - Cut fabric NET price per yard

Grade 1	\$20
Grade 2	\$32
Grade 3	\$41

LATEX FREE

Krug products are made with latex-free materials to prevent the allergic reaction that latex causes in some people.


Krug Textiles - Faux Leather Program - Grade 2



White
FL3822



Cream
FL6003



Vanilla
FL0061



Parchment
FL0605




Sandstone
FL0608




Taupe
FL3948




Mocha
FL0808




Tan
FL0802




Chestnut
FL0087




Bisque
FL0805




Chocolate
FL8020



Black
FL9009



Earth
FL0084



Brick
FL0011



Wine
FL0108



Garnet
FL0017



Rust
FL0014



Citron
FL0054



Sprig
FL0205



Chinchilla
FL6009



Steel
FL0905




Grey
FL9003



Lagoon
FL0037



Pacific Blue
FL3003



Navy
FL3006



Plum
FL1009

CUSTOMER'S OWN MATERIAL - C.O.M.

Customer's Own Material (COM/COL)

COM/COL must be received three weeks prior to the acknowledged ship date. Orders with COM/COL not received by the required deadline will be delayed. A description of the upholstery cover, including supplier name, pattern name, upholstery cover name and color number must be included with the purchase order.

COM/COL testing requires 3 business days and samples are to be directed to Customer Service. The customer has the option of providing the sample COM/COL before, at time of order, or once the sample COM/COL is received. If the customer does not send a sample for approval in advance of sending actual material, Krug will not be responsible for the cost of any upholstery cover or other material that it determines to be unsuitable for the product or our process.

When the COM/COL upholstery cover is received at Krug, it must be clearly identified with the upholstery cover name and color, and tagged with name of the Krug customer and purchase order number. Krug will inspect all COM/COL upholstery covers when received to determine if it will be suitable for upholstery. Where Krug feels that the upholstery cover or leather specified will compromise the quality or integrity of our products, customers will be contacted to direct these concerns. Further, Krug reserves the right to refuse to accept and use any COM upholstery covers or leathers that will compromise our products in any way that is unacceptable to Krug. Krug cannot assume responsibility for the durability or tailoring quality of customer's own material.

Yardage specified in this price guide is approximate. In the case of multiple product orders, multiply the number of items by the COM yardage specified to determine upholstery cover required, unless otherwise indicated. Additional yardage may be needed if the material is less than 54" wide, or patterned or striped and requires matching. All COMs are cut "up the roll" unless otherwise stated by the customer. All striped upholstery covers will be applied vertically unless otherwise stated by the customer and after approval by Krug. Krug will not be responsible for directional or positional problems with its application of COM material, unless it has been provided with explicit instructions by the customer. Special instructions should be sent to Krug Customer Service, including a sample (or photocopy) of the upholstery cover. Krug is not responsible for instructions sent with the upholstery cover rolls, or for the method of upholstery if no instructions have been provided.


Price increases and freight charges to COM/COL acquired on the customer's behalf will be passed onto the customer.

Application of Directional Upholstery cover

Some COM upholstery covers will be considered directional by Krug even though they are not considered directional by the supplier. All COMs are automatically cut "up the roll" unless otherwise stated by the customer (please see below).



Standard-Cut
"up the roll"



Non-Standard-Cut
across the roll "railroad"

COM/COL Shipping Procedures

For seating COM/COL upholstery covers, please send upholstery covers to:

Krug Inc.
111 Ahrens Street
Kitchener, Ontario
Canada N2H 4C2

Attention: RECEIVER

COM/COL orders cannot be scheduled into production until the upholstery cover has arrived and inspection is complete.

All packages must be clearly marked

"For Customs Clearance by Willson International Custom Brokers".

According to the North American Free Trade Agreement (NAFTA), goods shipped between the United States and Canada can qualify for exemption from all duties, or for a reduction in duties, if the goods can be proven to originate in either the United States, Canada or Mexico.

Canada Customs requires that a NAFTA Certificate of Origin and a Commercial Invoice be completed and sent with the upholstery cover shipment. The Commercial Invoice must clearly state the description of the upholstery cover, the selling price, the make-up or content, and the purchaser. The absence of these two documents will delay the shipments at the U.S./Canada border, thereby potentially delaying the customer order. If the total value of the shipment is less than \$1200 U.S., Customs will accept a Low Value Statement of Origin in place of the NAFTA Certificate of Origin. The Low Value Statement must be signed by a representative of the exporting company. This statement may either be included on the commercial invoice or attached to the invoice. Krug is happy to answer any questions or concerns about COM/COL shipping procedures and the required documents.

CAL 133 & Moisture Barrier

California Technical Bulletin 133 is a flammability test for seating. Krug offers a compliance method which, in combination with non-flammable upholstery covers, may enable the products to meet certification requirements for this test. This process at the same time also provides the products with a Moisture Barrier - a treatment that helps to prevent the passage of liquids and moisture to inside of upholstered components - thereby conferring sanitary and anti-infection benefits. So when CAL 133 is specified, the product also automatically has a Moisture Barrier, and when a Moisture Barrier is specified, the product also features the compliance method and low flammability features of CAL 133.

The application of this upcharge and the compliance method does not mean that the specific configuration of product and upholstery cover are tested and officially certified as being CAL 133 compliant. If official certification is required, Krug will provide this (through an independent certified testing laboratory) at a charge of \$852 per item, plus the cost of the product to be tested. Lead time for certification testing is typically 4-8 weeks. Krug assumes no responsibility for the testing of our products in combination with upholstery covers, or for the results of any testing conducted. Some specific configurations of product and upholstery have already been tested. Please contact Customer Service for additional information.

C.O.L. Yardage

To calculate C.O.L. yardage required, please use the following conversions based on COM yardage: Leather must be ordered in square footage.

- 17 square feet in a yard
- Approx. 3 yards in a hide
- Approx. 51 square feet in a hide
- Please use grade 3 pricing for COL

Upholstery Cover Yardage Calculation

To calculate yardage required for COM and other non-standard upholstery cover orders, please contact Krug Customer Service at 1.888.578.5784. Unless otherwise stated, upholstery cover rolls are assumed to be a minimum 54" wide. Please use the guide below to calculate the percentage of extra upholstery cover required to cover large repeats. The repeat is calculated by adding both the vertical and horizontal measurements together and then referring to the chart below for extra yardage required.

		2"-14"	15"-19"	20"-27"	28"-36"
FABRIC	Plain	Repeat	Repeat	Repeat	Repeat
54	0%	10%	15%	20%	25%
53-50	16%	20%	25%	30%	35%
48	16%	25%	30%	35%	40%
45	40%	50%	55%	60%	65%
36	50%	60%	65%	70%	75%

GRADED-IN UPHOLSTERY PROGRAMS

Krug has partnered with several textile brands to grade in their offerings, designed to provide a wide range of upholstery selections for our seating products.

Upholstery pricing and availability is subject to change without notice. We grade this upholstery according to the pricing of the fabric suppliers - when their pricing changes, the Krug grade may change.

When placing an order, a Krug customer must specify the complete upholstery number, along with the appropriate Krug model number and finish. Krug will supply the complete product at the prices listed. Orders specifying graded-in upholstery cannot be cancelled once the upholstery has been ordered.

Upholstery Grades

To determine the price of a product for graded-in upholstery, use the reference lists located on Krug's website under - Products - Textiles, to view the upholstery grade (1-9). Krug is not responsible for the discontinuation of this upholstery. Please contact Customer Service for information on upholstery not listed.

When two upholstery selections are specified for use on seating, the higher grade upholstery price will apply to the order.

High Performance upholstery; Polyurethane, Vinyl or Crypton, is particularly suitable for healthcare and other intensive-use environments.

Upholstery Samples

If you require additional samples or memos for presentation, please contact fabric supplier directly.

Flammability Standards

- Tunnel Test Surface Ratings Class A rating
- Class 1 UFAC
- Passes State of California Technical Bulletin 117-Section E

Please contact fabric supplier directly for further flammability information pertaining to specific upholstery.

Special Conditions

Acknowledgments will give the estimated delivery date of the finished product. Some upholstery is imported, and availability may affect estimated delivery time. For large projects, please contact fabric supplier directly for availability of yardage.

KRUGEXPRESS PROGRAM

PROGRAM DETAILS

KrugExpress orders are ready to ship by the date acknowledged. Delivery and shipping schedules may result in actual shipping of orders at a later date. Statutory holidays and scheduled factory vacations may add to acknowledged lead times of *KrugExpress* orders. Unless otherwise specified on the order, the customer's standard method of shipping Krug products will be utilized.

Available factory capacity for *KrugExpress* is filled by orders received on a "first come, first serve" basis. If the normal *KrugExpress* lead time is not available for your order because available capacity has been filled, you will be immediately advised of the earliest available ready-to-ship date. Please consult your Customer Service representative in advance if you wish to confirm the specific lead time availability for a *KrugExpress* order.

Orders must be received by midnight of a given day for that day to be considered the official day the order is received. Order lead times are acknowledged from the date the order is received, but not including the date the order is received.

KrugExpress orders must be "clean" when received in order to be considered officially received on a given day, and lead times will be acknowledged from the date orders are determined to be "clean". Changes to *KrugExpress* orders are not allowed under any circumstances.

Orders for product on *KrugExpress* must clearly state: "*KrugExpress*".

COM and graded-in upholstery is available on Krug Express. Orders are scheduled on Krug Express, and given the best available date, when the upholstery is received at Krug. Some conditions apply.

SEATING PROGRAM

Orders for seating products on the *KrugExpress* program may be subject to quantity maximums. Please contact Krug Customer Service for more information.

Quantity maximums are dependent upon available capacity, in order to insure that we ship all orders on time.

Please note that the CAL 133 option is not available on *KrugExpress*.

JORDAN | FINISHES

WOOD FINISHES

Standard wood finishes are:

Finishes on Beech

Appalachian Cherry
 American Cherry
 Imperial Cherry
 Light Cherry
 Medium Cherry
 Natural Cherry
 Sable Cherry
 Standard Cherry
 Light Oak
 Harvest Oak
 Mahogany
 Mellow Oak
 Espresso
 Cordovan Walnut
 Natural Walnut
 Regular Walnut
 SilverGrey on Walnut
 Dark Walnut
 Clear Beech
 Medium Anigre

Finishes on Maple

Clear Maple
 Honey Maple
 Wheat Maple

NATURAL CHARACTERISTICS OF WOOD

Wood is a natural product with inherent color variations that will never be fully mitigated by the finishing process. Please anticipate variation in colors within a single unit, from piece to piece, and from Krug wood finish samples. If a very close match is required, a sample must be provided with the order and an upcharge will apply. Exact color matches are not possible.

Custom Wood Finishes

Add 10% list to your order for special finishes a minimum upcharge is \$500 list per finish per order. (For example, on all orders up to \$5000 list an upcharge of \$500 will apply, on orders \$5000 and up add 10% list to order.)

Special finish upcharges on seating products are calculated on a grade 1 value. For orders with special finishes, a sample that is a minimum 3" by 3" must be received with the order. Special finishes may add additional lead time to production schedules. Since wood is a natural product, some variations in grain, color and stain acceptance will occur. In our finishing processes, we try to minimize variations, but some variation between samples and finished goods should be anticipated.

Dual Finishes

Add 10% list per item if specifying dual finish.

Standard Wood Finishes

No upcharge will be applied when specifying a finish available as standard on one species onto maple seating and occasional tables. Clear finishes are not available on other species since they are a clear finish on top of the natural veneer color.

WOOD FINISHES TO MATCH STANDARD LAMINATES

Willow on Beech
 Copper on Beech
 Shiraz Cherry on Beech
 Park Avenue Walnut on Beech
 Chocolate on Beech
 Nutmeg on Beech
 Portobello on Beech
 Ash on Beech
 Dune on Maple

LAMINATES

Krug's in-stock Laminates are available in 17 different laminate selections. Please note that 4 of the colors (Gingerbread, Portobello, Ash and Willow) have textured finishes and may not be appropriate for use in patient areas due to infection control concerns. Minimum order quantities and extended lead times may apply for exotic laminate colors, please check with customer service. Polymer Edge will be selected to match the worksurface. Krug's previous laminate in-stock program will be phased out as in-stock supply depletes. Please contact customer service for availability.

IN-STOCK LAMINATES

Wood Grain Laminates	High Pressure Laminate Supplier	Textured Wood Grain Laminates	High Pressure Laminate Supplier
Champagne	Tafisa T492CR	Gingerbread	Tafisa T556UR
Hardrock Maple	Formica 86992-58	Portobello	Tafisa T557UR
Dune	Tafisa T491CR	Ash	Tafisa T535AT
Copper	Tafisa T521CR	Willow	Tafisa T543AT
Shiraz Cherry	Tafisa T472CR	Solid Laminates	
Park Avenue Walnut	Wilsonart 7984-38	Designer White	Wilsonart D354-60
Chocolate	Tafisa T498CR	Platinum	Tafisa T202CR
Nutmeg	Tafisa T477CR	Earth	Tafisa T767CR
Dark Walnut	Tafisa T469CR	Charcoal	Tafisa T228CR

PHASE OUT LAMINATES

Almond - Black- Shadows - Edgewood Sycamore - Gunstock Walnut

Non-Stocked Laminates

For specific lead time and application questions, please contact Krug Customer Service for your requirement. Upcharges will be applicable for non-stocked laminates, depending on their cost. Non-stock laminates may require a minimum order quantity, please contact customer service. Stocked polymer edges only can be specified for use with non-stocked laminates or tops will be self-edged.


SOLID SURFACE PROGRAM

The Solid Surface option provides an enhanced durability, protection and cleanability. It is available in 8 standard colors and is replaceable if it becomes damaged or degraded. See individual products for list upcharge chart.

GROUP GRADE A - WHITE




Glacier White




Cameo White

GROUP GRADE A - COLOR




Bisque




Linen

GROUP GRADE B



Antarctica

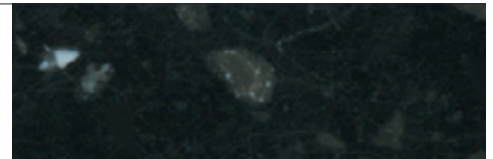


Savannah

GROUP GRADE C



Dove



Deep Night Sky

URETHANE COLOR OPTIONS




Taupe



Grey



Black



FSC
www.fsc.org
FSC® C021699

The mark of responsible forestry



All products are air emissions certified and are available as FSC® certified

krug

solutions@krug.ca | www.krug.ca | 1.888.578.KRUG